

Wolfcraft: Summoning The Wolf Spirit  
By  
*Christopher Belmont Johnson*



2013  
Star Blade Publishing

Copyright © 2013 by Christopher Johnson and The Werewolf Cathedral.  
All rights reserved. No portion of this book may be reproduced, stored in a retrieval system, or transmitted, in any form or by any means, electronic, mechanical, photocopying, recording or otherwise without the written permission of the publisher. For information contact The Werewolf Cathedral.

[Http://werewolfcathedral.com](http://werewolfcathedral.com)

ISBN 978-1-300-90227-0

Please be advised that we cannot make any claims of supernatural effects or powers for any of the formulas, spells, rituals, etc. listen herein. The author offers the contents for interest, folklore value, experimentation and whatever value it may have to the reader thereof. This book is offered as a literary curio only. No responsibility whatsoever for the contents or the validity of the statements herein is assumed by the author, publisher, or seller of this book. The contents are not meant to diagnose, treat, prescribe, or substitute consultation with a licensed healthcare professional. The reader assumes all responsibility for the use of this book.

Printed in USA through Lulu Press.

Star Blade Publishing  
**For Janet and Don**  
Special thanks to Joseph Eisner and A.I.M Lautaret

*Table of contents*

*Introduction: An Ancient Path: P.8*  
*Chapter 1: The Tools of Wolfcraft: P.9*  
*Chapter 2: Wolfcraft Magick: P.30*  
*Chapter 3: The Elements: P.54*  
*Chapter 4: Herbs and Folk Medicine: P.58*  
*Chapter 5: Old Fashion Cures: P.85*  
*Chapter 6: Wolfcraft Herbal Magick: P.90*  
*Chapter 7: Wolfcraft Astrological and Elemental Herbs: P.95*  
*Chapter 8: Wolfcraft Power Animals: P.101*  
*Chapter 9: The Power of Wolfcraft Stones: P.105*  
*Chapter 10: Magical Baths of Wolfcraft: P.116*  
*Chapter 11: Wolfcraft Deity Prayers and Offerings: P.128*  
*Chapter 12: Miscellanies Wolfcraft: P.136*

## *Opening Prayer*

*O God and Goddess of this my Craft,  
I pray to thee, that you may hear,  
Bless this work and all I do,  
So those with ears shall hear,  
The teachings spoken, both far and near,  
I praise thy divinity,  
And rejoice with pride,  
And honor all past Witches who gave their lives,  
And for this my Craft they did die,  
I pray that tis not all vain,  
May your majesty once more be proclaimed,  
And the days of old be reclaimed,  
O Lord and Lady of this my Craft,  
Bless this book of Wolfcraft.*

## About The Author

*Christopher Belmont Johnson has been heavily involved in the occult for over 13 years. He is an Initiate of the Builders of The Adytum: a western mystery school, member of the Horus Maat Thelemic lodge, the Order of The Black Dragon, the Temple of The Vampire and the Church of Satan,. He has also appeared on the Moncrieff program of NewsTalk 106-108 FM Ireland. He is also the former host of the pagan program Hermetic Philosophy and Magick. He has been a consultant for television programs involving occult topics. He is a former student of Monte Plaisance who founded the Church of Thessaly and the Hellenic Society of Archaeos Temenoi Hellenica. He was attuned to the forces of Italian Witchcraft by Raven and Stephanie Grimassi through their Italian Witchcraft course and was part of their Walnut Witches group. He is a Hereditary Warlock, his father was at one time a High Priest of his own occult group. He is the former High Priest of the Wiccan Earth Coven of Power. He is the founder of the Werewolf Pagan Tradition. A tradition which focuses on a realist approach to paganism without christian moral and ethical influence. As well as the High Priest of The Werewolf Cathedral, a pagan church/coven. He has earned degrees in both computer information systems and master art, and has also studied parapsychology at the college level. He is the author of Witchcraft Step by Step and The little book of folk magic and Witchcraft.*

## *Introduction: An Ancient Path*



To some the name *Wolcraft* may appear pretentious or phony. Yet in reality it is a very ancient practice dating back to prehistoric man. Back to the days of the hunter being the most necessary element of one's tribe. The methods and rituals in this book are extremely strong and powerful, because they channel an ancient energy and awaken a wisdom long forgotten. To put it simply this is old magick. I can assure you that no matter what tradition you follow the energy of the methods given here will feel like nothing you have practiced before. The reason is because of the ageless power of this forgotten yet ancient tradition of occultism.

Now you begin to enter into the highest realms of magick. Now you will understand what the ancient knew. With the knowledge that follows you will have left the playgrounds of the occult and entered into a realm of magick and mysticism many did not know even existed. Prepare yourself, for the magick you will soon wield is as potent as the very soul of the wolf!

## Chapter One: The Tools of Wolfcraft

### *Initiation: Walking The Wolf's Way*



For initiation into Wolfcraft you will need to make your first tool of this ancient tradition the Wolf Stick.

The Wolf Stick is similar to the talking stick of native American shamanism yet it is used more like the wand of Wicca in Wolfcraft. The Wolf Stick will allow you to talk and listen to the spirits, both of wolves and other beings in the spirit world. The Wolf Stick is used often used for invocation rites and rituals. The wolf stick may be made from many types of wood. A few suggestions I will give are: Rowan wood, associated with psychic powers, healing, power, success and protection. Ash which is associated with protection, prosperity, sea rituals, and health. Willow, associated with love, love divination, protection, and healing. Hazel, associated with luck, fertility, anti-lightning, protection, and wishes. Almond which is associated with money, prosperity, and wisdom. And my favorite elder wood. The elder tree has a long magical history, as well as association with Witchcraft, magick, and fairy lore. It is associated with exorcism, protection, healing, prosperity, and sleep. The wolf stick should be cut from a living tree, after giving an honoring to both the earth and the tree for it's aid in your practice.

To leave this honoring simply leave a gift of cornmeal or



tobacco on the ground next to the tree. When you leave your honoring always place a prayer inside the tobacco or cornmeal.

The wolf stick should be carved at the top, if possible, into the head of a wolf. You may also choose to paint the wolf stick with symbols of power from paganism or even ones that come to you through intuition. You should also place onto the wolf stick bones, fur, teeth, feathers, stones, etc... You may do this with glue or string of some kind. The wolf stick should be one cubit (The distance from your elbow to the tip of your middle finger) this adds a personal connection to you and the wolf stick. It may be slender or as much as one inch thick.

The wolf stick is used to keep you in touch with both your own instincts and the eternal spirit and soul of the wolf. It may also be used to project your energy and power in a specific direction at times. The wolf stick is a crucial tool for the practitioner of Wolcraft. It is required in order to be spiritually initiated into this tradition!

Now that you have your wolf stick you are ready to begin your “journey” or initiation. This initiation should always be done alone as this is a very personal, private, spiritual matter. Not a club activity needless to say. The only exception to this rule is if you have a friend who can play a small drum in a steady tribal beat, that is complimentary and understanding of your spiritual beliefs and desires. I recommend that you use a campfire rather than a candle or lamp if possible, if not use the latter. You will also need a few other items:

1. Wormwood herb
2. Essential Hyssop oil
3. Mugwort
4. Tobacco
5. Smoking pipe

Begin on Wednesday during the waxing phase of the moon. Make and light the campfire (if you cannot make a campfire use the alternate method on the next page.) Anoint your

forehead with the hyssop oil. Now place some of the mugwort herb inside your pipe and begin to smoke it. If you do not like the idea of smoking mugwort you can make it into a tea and add a little honey to the mixture, then drink it. After you begin to feel the effects of the mugwort throw some wormwood onto the fire. Now take your wolf stick in your passive hand and chant the following nine times while gazing into the fire:

*Come forth brother wolf on this moonlight night,  
Arise from your sleep, speak to me tonight,  
Give me a vision of my path,  
Teach me the magick of Wolfcraft.*

Now gaze into the fire deeply. Try to imagine that you are leaving your body and traveling into the fire, deeper and deeper. Keep doing this until you feel you have made a connection with the spirit world. Now wait for the spirit of your wolf guardian to come and give you a vision. At some point you may feel lead to close your eyes and this is fine. When I performed my Wolfcraft initiation rite I was lead to close my eyes, and the experience was incredible. After your vision stops leave a gift of tobacco to honor your wolf guardian.

It is important to remember that what is shown to you in your vision is for you and you alone. Do not speak of it to anyone else! Remember the fourth power of the magician is to be silent.

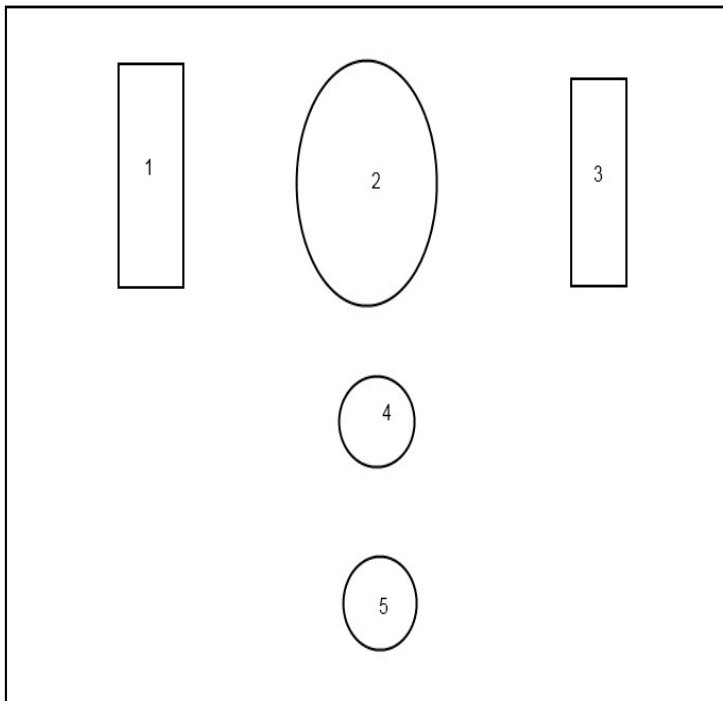
#### *Alternate Method*

You will need to set up a small alter for the alternate method. For this alter you will need the following items:

1. Mirror which has been washed in mugwort tea
2. Incense burner and charcoals
3. 1 seven day black candle
4. 1 send day white candle
5. White votive candle.

6. Wolf stick
7. Wormwood herb
8. Essential Hyssop oil
9. Mugwort
10. Tobacco
11. Smoking Pipe

You will need to set your alter up the manner shown in the illustration below.



1. Black seven day candle
2. Mirror
3. White seven day candle
4. Incense Burner

## 5. White votive candle

Begin by lighting all the candles. Anoint your forehead with the hyssop oil. Now place some of the mugwort herb inside your pipe and begin to smoke it. After you begin to feel the effects of the mugwort throw some wormwood onto the fire. Now take your wolf stick in your passive hand and chant the following nine times while gazing into the fire:

*Come forth brother wolf on this moonlight night,  
Arise from your sleep, speak to me tonight,  
Give me a vision of my path,  
Teach me the magick of Wolfcraft.*

Now gaze into the mirror deeply. Try to imagine that you are leaving your body and traveling into the mirror, deeper and deeper. Keep doing this until you feel you have made a connection with the spirit world. Now wait for the spirit of your wolf guardian to come and give you a vision. At some point you may feel lead to close your eyes and this is fine. After your vision stops leave a gift of tobacco to honor your wolf guardian.

It is important to remember that what is shown to you in your vision is for you and you alone. Do not speak of it to anyone else! Remember the fourth power of the magician is to be silent.

## *Drums and Rattles: The Breath of The Wolf*



The drum and rattle may be made or purchased, unlike the wolf stick, which must be made. If you choose to make your own drum and rattle try to make them from all natural products such as wood, leather, feathers, teeth, fur, turtle shells, acorns etc...

The drum and rattle are used to help you focus on their sound to help you project into the spirit world. They are also used to help you enter a light trance state to feel the presence of both the wolf spirit and the divine energies.

After you have constructed your drum and rattle you will need to contact your wolf guardian again. This time asking him to take you to the underworld to meet your ancestors. To do this you will need the following:

1. Sandalwood oil
2. Wormwood herb
3. Camp fire
4. Drum and rattle
5. Mugwort
6. Smoking pipe

Begin making and lighting your campfire. Anoint your forehead with the sandalwood oil, this oil is known for its ability to open the third eye. Put some mugwort in your pipe and begin

to smoke it, or make and drink a mugwort tea. Once you feel the effects of the mugwort begin playing the drum in a slow, steady and repetitive rhythm. As you do this begin to chant:

*Wolf spirit come unto me,  
I call you now by the powers of three,  
To the underworld please take me,  
Ancestors speak wisdom that be.*

As you do this focus hard on the fire. Allow yourself to “blank out.” Remove all thoughts from your mind. There is nothing but the words, the drum, and the fire. Eventually your wolf guardian will come and take you to the underworld to meet your ancestors. The vision you receive is for you and you alone.

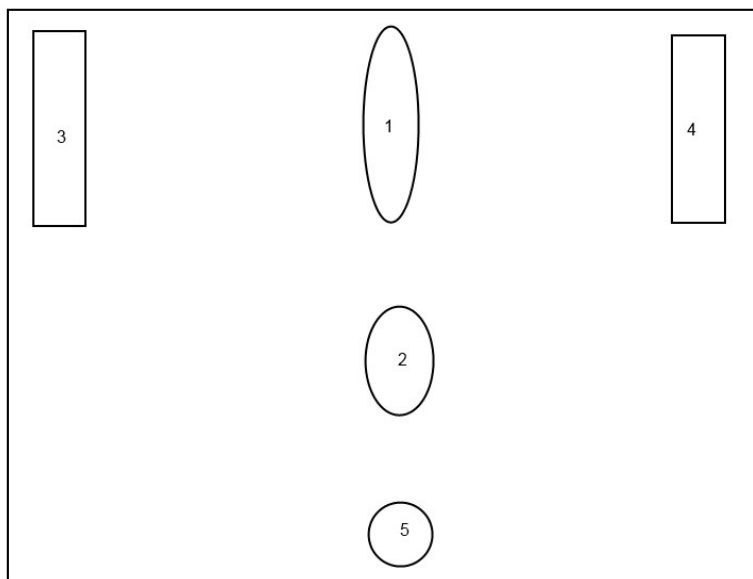
After you receive your vision, leave an offering of tobacco for your wolf guardian and your ancestors. Now take up your rattle and rattling it loudly say:

*Mighty guardian, honored ancestors I thank thee,  
For thy wisdom and aid,  
On this mighty night I pray,  
That you will always guide me.*

#### *Alternate Method*

You will need to set up a small alter for the alternate method. For this alter you will need the following items:

1. Mirror which has been washed in mugwort tea
2. Incense burner and charcoals
3. 1 seven day black candle
4. 1 seven day white candle
5. White votive candle.
6. Drum and rattle
7. Wormwood herb
8. Essential Sandalwood oil
9. Mugwort
10. Tobacco
11. Smoking Pipe



Begin by lighting all the candles. Anoint your forehead with the sandalwood oil. Put some mugwort in your smoking pipe and begin to smoke it. Now light your charcoal and place some wormwood on it. Once you feel the effects of the mugwort begin playing the drum in a slow, steady and repetitive rhythm. As you do this begin to chant:

*Wolf spirit come unto me,  
I call you now by the powers of three,  
To the underworld please take me,  
Ancestors speak wisdom that be.*

As you do this focus hard on the mirror. Allow yourself to “blank out.” Remove all thoughts from your mind. There is nothing but the words, the drum, and the mirror. Eventually your wolf guardian will come and take you to the underworld to meet your ancestors. The vision you receive is for you and you alone.

After you receive your vision, leave an offering of tobacco for your wolf guardian and your ancestors. Now take up your

rattle and rattling it loudly say:

*Mighty guardian, honored ancestors I thank thee,  
For thy wisdom and aid,  
On this mighty night I pray,  
That you will always guide me.*



## *Wolf Warrior's Knife: The Claws of The Wolf*



The wolf warrior's knife is similar to the athame of Wicca. Unlike the athame which is a black-handled knife, usually sharp on both sides, the wolf warrior's knife is basically a hunting knife which has been decorated with fur, teeth, bones, feathers, stones etc... to empower it. The wolf warrior's knife is only sharp on one side. Unlike Wicca the wolf warriors knife is not the most important magical weapon, as is the case in Wicca regarding the athame. It should never be used or handled by another person. Also unlike the athame, it may be used for cutting, or drawing blood. The wolf warrior's knife can be used as a strong protection at anytime, and gains more power and strength as it is used. No force of darkness can stand before it. It is connected to the Moon just like the athame. It also represents the male phallus thus the masculine aspect of nature. It is attributed to the element of fire.

The wolf warrior's knife is used when drawing a circle. You project the energy out of the tip of the blade like a flame of fire. It can cut through the deception of negative entities. If someone should touch your wolf warrior's knife, simply put a drop of ammonia in some water and wash it down with the mixture.

The wolf warrior's knife is mostly used for protection, defense, and attack on a spiritual level. It can and should be used,

when out in the wild, in the same way that a hunting knife is. This will empower it with the warrior spirit and the energies similar to that of a wolf (a hunter.) It is also held while traveling to the spirit world to perform shamanic battles with negative spirits and energies.

Now that you have your wolf warrior's knife it is time to use it. For the ritual you will draw a circle of power, both to empower and protect yourself. You will also journey into the spirit world with your wolf guardian and battle to most negative aspects of yourself in order to improve your positivity and spirituality. For this ritual you will need to following items:

1. Campfire
2. Wormwood
3. Mugwort
4. Smoking Pipe
5. Wolf warrior's knife
6. Rattle
7. Dragon's blood oil

Begin on the full moon by lighting your campfire. Anoint your forehead with dragon's blood oil. Now take your wolf warrior's knife and go to the east. Draw a large circle around the campfire by pointing the knife down towards the ground and imagining the power of the gods descending into you head and projecting out of your knife as divine fire. Do this until you have come full circle back to the east. Begin smoking or drinking your mugwort in the usual fashion. Now throw some wormwood on the fire and take your wolf warrior's knife in your dominate hand and say:

*Tonight I face all my fears,  
Tonight I face my worst enemy,  
Tonight I will stand against those parts of myself which need not  
be,*

*By the sacred power of the number three, so mote it be.*

Now take up your rattle and begin to use it in a slow rhythmic pattern whiling chant:

*Wolf guardian come to me,  
Let us destroy my negativity,*

Star into the fire as with the previous ritual. When your wolf guardian comes, explain to him that you wish to fight the negative aspects of yourself that are hindering your growth. Listen to any message the wolf guardian gives you. Your wolf guardian will take you to the spirit world to battle your negativity. Your negativity may manifest in many ways, a bear, tiger, snake, possibly even another wolf. Once you have spotted your negativity do everything in your power to destroy it using the your wolf warrior's knife's astral body. You may or may not succeed the first time, if you do not succeed repeat this ritual until you do.

After you have completed this ritual your wolf warrior's knife is ready for use, having been used victoriously in a spiritual battle. You are now a spiritual warrior, remember to walk with honor and dignity, just as the wolf.

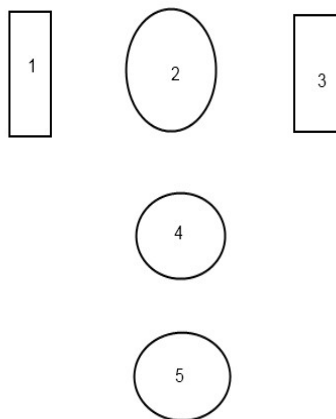
### *Alternate Method*

Again for the alternate method you will need to set up an alter with the following items:

1. Mugwort
2. Smoking pipe

3. Incense burner
4. Wormwood
5. Mirror
6. Black Seven day candle
7. White seven day candle
8. White votive candle
9. Dragon's blood oil
10. Wolf warrior's knife
11. Rattle

*Wolf warrior's knife ritual setup:*



1. Black seven day candle
2. Mirror
3. White seven day candle
- 4 Incense burner
5. White votive candle

Begin by lighting all your candles. Anoint your forehead with dragon's blood oil. Cast your circle as explained in the above ritual. Begin smoking or drinking your mugwort in the usual fashion. Now throw some wormwood on the incense burner and take your wolf warrior's knife in your dominate hand and say:

*Tonight I face all my fears,*

*Tonight I face my worst enemy,*

*Tonight I will stand against those parts of myself which need not  
be,*

*By the sacred power of the number three, so mote it be.*

Now take up your rattle and begin to use it in a slow rhythmic pattern whiling chant:

*Wolf guardian come to me,*

*Let us destroy my negativity,*

Star into the mirror as with the previous ritual. When your wolf guardian comes, explain to him that you wish to fight the negative aspects of yourself that are hindering your growth. Listen to any message the wolf guardian gives you. Your wolf guardian will take you to the spirit world to battle your negativity. Your negativity may manifest in many ways, a bear, tiger, snake, possibly even another wolf. Once you have spotted your negativity do everything in your power to destroy it using the your wolf warrior's knife's astral body. You may or may not succeed the first time, if you do not succeed repeat this ritual until

you do.

## *Wolf Statue: The Voice of the wolf*



The wolf statue may either be a statue of a full wolf or simply the head of a wolf. I personally use the head of a wolf. This statue will be used in the same way that a skull is in necromancy, to communicate with the spirits and to perform magick. This is done by calling the wolf spirit into the statue, just as in theurgical rites in Wicca where one calls their God or Goddess down into their statue. After you have called the wolf spirit into the statue you will need to leave it offerings regularly, preferably of meat. This is done to both empower the wolf spirit, as well as to make it feel comfortable dwelling in the statue. It will also establish a bond between you and the wolf spirit which is crucial to Wolfcraft.

I suggest that you purchase your statue, unless of course you are skilled enough to create your own out of clay, wood, or some other sculpting material. When purchasing your wolf statue buy the one that calls to your spirit. You will know which one this is, through your sixth sense.

It should be understood that statues are used in worship, not worshiped. A wolf statue is a link to the wolf spirit. When you pray before the statue, kneel before it, leave offerings to it, you are actually praying, kneeling, and leaving offerings to the wolf spirit not the statue.

To make the atmosphere of your ritual area easy for the wolf spirit to attend, you should surround the statue with as many items you can find associated with the wolf such as: meat, fur, teeth, bones, antlers (prey animals are food for wolves) etc... Also you should leave your offering at the feet or base of the wolf statue and pray sincerely for it to descend and also to accept your offering.

When empowering your wolf statue remember to have everything possible connected to the wolf spirit you possibly can, and plenty of sincerity.

#### *Wolf statue ritual of wolf spirit communication*

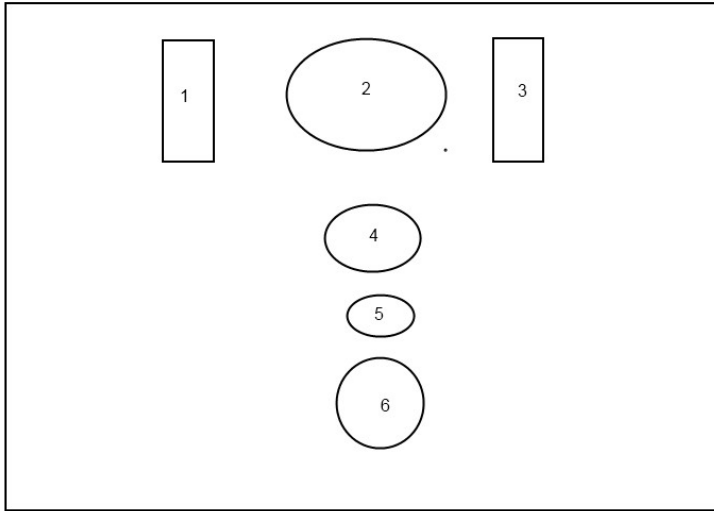
For this ritual you will need the following items:

1. Mugwort
2. Smoking pipe
3. Psychic power oil
4. Wolf stick
5. Some raw red meat as an offering
6. Drum
7. White seven day candle
8. Black seven day candle
9. White votive candle
10. Wolf statue
11. Incense burner



## 12. Wormwood

### *Alter Setup*



1. Black seven day candle
2. Wolf statue
3. White seven day candle
4. Offering of meat
5. Incense burner
6. White votive candle

Begin by lighting your candles. Now anoint your forehead with the psychic power oil. Begin to smoke your mugwort as with the previous rituals. Place some wormwood on your incense burner and anoint your hands with the psychic

power oil. Leave your offering before the wolf statue and say:

*Brother wolf, on this night we feast,*

*As brothers we enjoy our kill,*

*As hunters we journey into the spirit world.*

Now take your wolf stick in your dominate hand and place your passive hand on the wolf statue and say:

*Come to me o mighty wolf spirit,*

*Give me the vision that I seek,*

*Hark unto me with thy voice o mighty warrior,*

*By the powers of three, so mote it be!*

Now wait calmly with your eyes closed until you receive your vision. Once you have received your vision, take your drum and begin to drum calmly and steadily for about 15 minutes. As you do this bath spiritually in the power and soul of the wolf spirit, while you reflect on what was shown to you.

*The Wolf Canteen: The blood of the wolf*



The wolf canteen is used to allow the wolf spirit to take possession of one's body and mind. This is done to allow one to become one with the wolf spirit. This is essential to the true practice of Wolfcraft, and to practice it properly and fully.

The practice of allowing oneself to become possessed by the spirits is extremely old. It is practiced in various Afro-Caribbean traditions and is referred to as being “mounted by the spirits.” In this ritual/initiation you will be “mounted” by the wolf spirit. This will be your most important initiation by far on the path of Wolfcraft. This ritual as stated above allows you to become one with the wolf spirit, as well as allows your souls to merge for a time so that you and the wolf spirit are eternally bonded. **DO NOT ENTER INTO THIS INITIATION LIGHTLY!**

Items needed:

1. Mugwort
2. Smoking pipe
3. Wormwood
4. Wolf canteen

5. Wolf stick
6. Wolf warrior's knife
7. Psychic power oil

Begin on a Wednesday during the waxing phase of the moon by lighting your campfire. Now draw your circle with your knife and begin to smoke your mugwort in your pipe, or drink mugwort tea. Anoint your forehead with some psychic power oil. Throw some wormwood on the fire. Now take your wolf stick in your passive hand and wolf warrior's knife in your right hand and chant:

*Brother wolf come into me,  
Take this body possess me.*

Continue to do this as you dance around the campfire in a clockwise motion. Moving clockwise will create positive energy whereas doing the opposite will create negative energy. Chant over and over and work yourself into a frenzy commanding the wolf spirit to take your body through the power of your wolf stick and wolf warrior's knife. When the time is right drop your knife and stick and drink deeply from your wolf canteen, which should be filled with alcohol of some kind. There is only one way I can say this, and that is "you will know when the time is right." Allow the wolf spirit to fill you as you drink from the wolf canteen. If you can, scream loudly and allow it to come forth. If you cannot scream, simply allow it come forth.

## Chapter Two: Wolfcraft Magick



Magick may only be performed because of the powers of the moon. For this reason the practitioner of Wolfcraft must know the different powers of the moon and days of the week.

All constructive or positive rites are to be done during the Waxing phase of the moon (the period of the New moon to the Full moon.) All negative or destructive rites are to be done during the Waning moon phase (the period of the Full moon to the New moon.) With this information in mind it should be relatively easy for you to know when the most effective time for you to perform a ritual will be. However I must also stress that sometimes things need immediate action and in those circumstances it is perfectly acceptable to perform the ritual as soon as possible rather than waiting for the set day and moon phase. However you might consider performing a small, back-up ritual on the appropriate day as well.

### Magick and The Days

**Sunday** Ruled by the Sun. Its incense is benzoin. The color of Sunday is yellow. Sunday's influence concerns wealth, honor, respect, glory, fame, peace and harmony, obtaining favor from those of importance, making new friends, preventing war and conflict, recovering possessions which you have lost.

**Monday** Ruled by the Moon. Its incense is myrrh. Its color is white. Monday deals with safe travels, messages, and feminine

fertility, reconciliations, being open (spiritually, mentally, and emotionally) love, dreams and visions.

**Tuesday** Ruled by Mars. Its incense is dragon's blood. The color of Mars is red. The positive aspect of Mars includes defeating your enemies, being more courageous, breaking and reversing black magick, honors involving military matters. In its negative aspect, Mars causes bitterness between friends, creates hardships etc.

**Wednesday** Ruled by Mercury. Its incense is cinquefoil (five finger grass.) Its color is purple. Mercury concerns matters of learning, science, development of psychic abilities and spirituality, health, communication, influencing other people, divination.

**Thursday** Ruled by Jupiter. Its incense is hyssop. The color of Thursday is blue. Jupiter concerns obtaining respect and honor as well as awards, wealth and money, ambition, matters of friendship, health, obtaining luck, the male aspect of fertility, success in your place of business.

**Friday** Ruled by the planet Venus. Its incense is vervain. Its color is green. Venus deals with romance, love, beauty, happiness, kindness, developing new friendships, travel, sexual gratification.

**Saturday** Ruled by the planet Saturn. Its incense is patchouli. The color of Saturn is black. Saturn's influence involves Protection from evil and other's spells, magick/psychic attack and self defense, things concerning your home, communicating with spirits.

## The Magick of Candles



The color of your candles is very important when performing candle magick. Also remember that white can be used as a substitute for any other color. If you can, you should get unscented candles. However this is not always so easy. Scented candles can and do work. So do not worry if you cannot locate unscented candles.

Fire is the element that activates your spells in candle magick. This tends to make your desires manifest quickly however they can also come in a severe way. **So be careful!**

Candle magick is very basic and simple to perform. It is also one of the most powerful forms of spell casting. Its power comes from its simplicity not in spite of it!

### Types Of Candles

Chimes candles – These candles are typically about four inches long and very slender. They come in many different colors, and are relatively cheap. The only problem with them is that you need a small holder to place them in or they will fall over. I personally tend to use these a lot as they are very easy to work with.

Seven day candles – These candles are around nine inches

long and held in a glass container. You might have seen some of these at your grocery store with pictures of catholic saints on them.

Votive candles – These candles are around two inches high and one and half inches wide, though some are smaller. They come in many colors and are also very versatile.

There are other candles such as black cat candles, skull candles, Satan or Devil candles, and mummy candles. However a simply candle can do all the things those can, so there is no point in wasting your money on them unless you feel you must have one for success.

### Dressing Your Candles

To dress a candle simply means: to anoint it with an oil. To do this, dab some of the oil you intend to use on your finger. Now begin rubbing up from the middle of the candle, all the way around. Now rub down from the middle of the candle all the way around.

You might have heard that you should only dress candles with an oil that is the same color as the candle you as using. I disagree with this completely. You should use an oil that is in tune with the purpose you are using the candle for. When you dress a candle with a different color oil, that oils color does not effect the color of the candle what so ever. The idea that one must use both a red candle and red oil is a poorly thought out idea. If for some reason you should run out of the proper oil to use, you can always dress your candles with olive oil until you obtain a more appropriate oil. It is also true that candle magick does work even if the candles are not dressed, it is however much less effective. There is an extra amount of power added by the oil being burned by the candles flame.



## Alter Candles

The alter candles consist of a black candle for the left far end of your alter, and a white candle for the far right end of your alter. The black candle represents the Lord of Witchcraft and the white candle represents the Lady. These should always be light before any other candles.

## Petitioner Candles

Petitioner candles represent the person you are performing the candle magick on. The petitioner candle may represent you or another person or group of people. There are two ways to choose what color to use for your petitioner candle. The first method is to decide what type of energies you want to draw to the person and use an appropriate colored candle. Say for instance you want to bring luck to yourself. You could make your petitioner candle green, or orange. The second method relies on finding the persons birth date and selecting the color attributed to that date.

The colors for birth dates are as follows:

Blue	January 20 – February 18
White	February 19 – March 20
White	March 21 – April 19
Red	April 20 – May 20
Red	May 21 – June 21
Green	June 22 – July 22
Red	July 23 – August 22
Gold	August 23 – September 22
Black	September 23 – October 22
Brown	October 23 – November 21
Gold	November 22 – December 21
Red	December 22 – January 19

Using these two methods it should be relatively easy to decide what color to use for your petitioner candle. In cases were gold is called for if a gold candle cannot be obtained you may use

a yellow candle.

## Day Candles

These candles are placed on the right front of your altar and are used to honor and call upon the astrological influence of the day of the week. The use of a day candle is entirely optional. However honoring and calling on astrological influences can be of great aid in your spells. Below are listed the colors for each day.

Sunday	Yellow
Monday	White
Tuesday	Red
Wednesday	Purple
Thursday	Blue
Friday	Green
Saturday	Black

## Incense

Incense should always be burned during your rites of candle magick. You can use the resins, cones, sticks, etc... I generally use the cones when performing candle magick. I personally recommend that you do not use just any incense laying around. Some people say it doesn't matter what kind you burn but I disagree. Say for instance you want to put a curse on someone and you burn dragon's blood, (used in curse breaking) you have already introduced two elements that are in complete opposition to each other, into your spell. As you can imagine your chance of success will decrease greatly, if you make these kinds of mistakes. You should use an incense that is conducive to the working you are performing. With that being said incense are used to "carry" your spell into the astral realms, to the Lord and Lady, and to your target. Basically your spell "rides" on the smoke of the incense. So you should make sure to always use incense when performing candle magick.

## Some Basic Incense

Incense have been used in religious and magical ceremonies since the ancient days. Below I have listed some of the most commonly used incense in Woldcraft and information about them.

Frankincense – Probably the most well known incense in the world. Frankincense has the power to banish all negative energy and evil influence from any area it is burned at. It also gives off a very elevating and calm energy where it is burned. It is excellent for purification, protection, and consecration rites, and should be used whenever an exorcism is required.

Myrrh – Very similar to frankincense however myrrh is considered to have a feminine energy whereas frankincense is masculine. This is actually the reason so many people combine frankincense and myrrh in both oil and incense form, for balanced energies. Frankincense and myrrh is a good combination to burn when worshipping the Lord and Lady as you have both sacred male and female energies present. It is used to banish negativity and evil. It is also used for protection and exorcism. It is also known to increase the power of other incense when it is added to them.

Five finger grass/Cinquefoil – This incense gives increased powers in money, power, wisdom, love, and health. It is known to make one speak in a more sophisticated manner. It is also incredibly effective in gaining the favor of a judge or jury during court cases. It is used in protection, love, healing, and prosperity rituals. It is also known to bring about clairvoyant dreams. Sprinkle some around your home, or on yourself or another, to break curses and rid yourself of bad luck. You may also place some in a medicine bag to attract all things good to yourself. You may also place a medicine bag filled with this incense over your bed to aid in clairvoyant dreams.

Dragon's blood – Used in rituals of purification, energy, and protection. This is probably the most effective of all hex breaking incense. If one burns dragon's blood with a purification

incense, such as frankincense or myrrh, they become immune to all psychic and magical assaults, both from other magicians and spiritual entities. It also increases the power of other incense when added to them.

Balm of gilead – The buds are used in rituals of protection, intellectual stimulation, manifestation, love, and healing. This may be added to medicine bags or burned as incense. The buds are excellent to burn when trying to get a spirit to materialize in the smoke. To do this burn three buds on a charcoal and say the spirits name three times. Gaze into the smoke until you see the image of the spirit form within it. Remember balm of gilead also contains protective energies so there is no danger of evil or negative entities manifesting.

Benzoin – Used in rituals of intellect, prosperity, and purification. It is usually burned with other incense and not by itself. It is known to purify the aether where it is burned as well as enhance ones intellectual powers. It can also be used to attract money. If you have a business and wish to draw in customers, mix it with cinnamon and burn it inside.

All candle magick, as well as any spell, should be performed on the appropriate day and moon phase, if possible. All magick spells, including candle magick, should also be performed inside a cast circle.

Another important thing I must mention is that candles should be blown out during candle magick, not snuffed or pinched out. There are some spells such as curses designed to cause the death of the victim that require the candle to be snuffed, these however will not make up the majority of your practice.

Because this information is also so important to the workings of candle magic, I have included the color codes used in Wolfcraft for candle magic below.

White Truth, purification, protection, peace of mind, spiritual purity, breaking curses and hexes (uncrossing), faith, serenity, sincerity, higher attainment, It is also used as an all purpose candle: substitute with white if the desired color is not

available.

Red Health, sexuality, physical vigor, gives off energy, passion, desire and lust, restores strength, will power.

Black Creates confusion, promotes loss and evil (negative) energy, creates sadness, can be used for cursing (crossing), absorbing negative energy to remove it from something or someone else, depression, discord, protection from retribution, will power, revenge, uncrossing and reversing, binding, repelling others magick and negative energy, will power.

Purple Creates tension, promotes ambition and progress in matters of business, aids in matters involving power (material and spiritual), building willpower, healing extreme illnesses, conquering enemies and obstacles, idealism, enhancing psychic abilities, attaining wisdom, protection, breaking cycles of bad luck, banishing evil, divination, contacting spirits, progress and success.

Pink Overpowers evil, can be used as a representation of honor, love, friendship, morality, and success, fidelity, affection, romance, spiritual healing and awakening, fosters feelings of togetherness.

Green Financial matters, luck, money, cooperation, fertility, abundance, good fortune, success and renewal, generosity, marriage, balance.

Brown Neutrality, uncertainty, doubtfulness, robbing of energy, fast money, financial success, balance, develops concentration, powers of ESP (telepathy, clairvoyance etc...), powers of intuition, study.

Orange Concentration, encouragement, ability to adapt, attraction, stimulation, protection in legal matters, controlling people and situations, success, sudden changes, used to draw good things to you or others, changing ones luck.

Grey/Silver Neutralizing negative energy, stopping psychic attack, cancellation, victory, stability, meditation,

development of psychic abilities, symbolic of the moon and Goddess.

Yellow Divination, clairvoyance, stimulation of the intellect, brings visions, increases ones memory, matters of persuasion, instills confidence, charm, attraction, powers of imagination and the mind, creativity, persuasion in a gentle way, concentration and inspiration, can bring about sudden changes.

Gold Royal and powerful, good luck, prosperity, finding employment (jobs), great fortune, intuition, understanding, divination, fast luck, attracts the influence of higher forces and people.

Light Blue Peace in home, healing, sleep induction, tranquility, understanding, protection, happiness, patience, spiritual awareness.

Dark Blue Depression and moodiness, change, misfortune, subduing, impulsiveness.

Greenish Yellow Anger, jealousy, cowardice, sickness, creating quarrels, discord.

Indigo Neutralizing another magician's spells, stopping gossip and lies, removing competition, aids in meditation.

Magenta Should be used with other colors and is known for it's fast effects when used in spells. Brings quick changes, healing of the spirit, and can be used in exorcism.

## Oils and Incense



### A

Abramelin – Used to control other people. Also a Holy oil used in Judaic magick. It is used, in that system, for attaining knowledge and conversation of the holy guardian angel (also known as the higher self.)

Acacia – Used for anointing alters, alter cloths, candles, and incense braziers. You may also use this on your own body when entering your temple or when praying to your God and Goddess.

Almond – Add a drop per spoonful to fast luck or wealthy way incense to attract money to yourself. Can also be applied to the eye brows when waking in the morning to put yourself in a completely awakened state.

Amber – Used to protect oneself from practitioners of Witchcraft.

Anointing – Basic anointing oil. Can be used on ritual

items and candles.

Attraction – This oil is to be worn as a perfume or cologne by those seeking a lover. You should put a few drops in your bath water every seven days for maximum potency.

## B

Benzoin – This oil is used for purification rituals. Place the oil on your forehead and hands for spiritual purification. It may also be added to incense to increase their effectiveness.

Blessing Oil – Again this oil is used for spiritual purification. It may also be used on candles, ritual tools, etc...

## C

Carnation – This is a healing oil. Place some on the forehead of the afflicted person to speed up their recovery process. It is also known to stimulate your own energy when used on the body. It can also improve relationships which are going down hill. Lightly apply to the wrists, back of the neck, and ankles.

Cedar of Lebanon - Instills confidence in your personal endeavors when worn as a perfume or cologne. You may also apply to your lips so that the Lord and Lady will be more apt to answer your prayers in a positive way.

Cinnamon – Used to magnify the powers of incense. Also known to bring good luck when used in spells, or added to scrub water.

Commanding – Rub some of this oil on your palms and touch another person while looking intensely in their eyes and concentrate on what you wish to command them to do. Use some in your bath water to surround your aura with commanding



energies.

Conjure – Used to attract spirits. Sprinkle some around the base of your candles to attract spirits who are in tune with your desires and intentions.

Counteracting – Used to banish all evil energies from your home. Anoint all the doorknobs in your home with this oil as you do so say:

*Evil spirits banished be,  
Depart now by the power of triplicity,  
As I will, so mote it be.*

Courage – This oil replaces negative characteristics such as fear, dread, timidity, etc... with their opposite, positive aspect. Add seven drops to your bath water before entering a situation where you may need those positive aspects.

Crossing – Used on candles, poppets, and images for cursing and hexing. You may also sprinkle this on a path your enemy will have to walk over. You can also borrow your enemies ring dip it in crossing oil. Wipe the oil off with a cloth and then give it back to them. This should cause pains in his fingers, hands, and arm within five days.

## D

Do as I say – This can either be worn as a perfume or cologne, or used to control someone else by anointing a candle or poppet representing a specific person. When worn as a perfume or cologne it imparts self control, self confidence, and self mastery. It is said to give it's wearer so much confidence that others bend to your will. You may also control another by putting some on their clothing and chanting:

*Powers of the lord and lady,  
Make this person obey me,  
Powers of the night,  
Make them do as I say.*

Dragon's Blood – Used in uncrossing. It is said to be the most powerful of all uncrossing oils and the best curse breaker. You may also add some to scrub water to remove any negative influences in the home. Whenever you add dragon's blood to another oil it amplifies the power of the oil as well.

D.U.M.E – Pronounced doom. It stands for “death unto my enemies.” This oil is used for what its name implies, to kill your enemies. It is not a poison as that would get you into legal trouble. Rather it is used to anoint black candles with your enemies name written on them so that your enemy will die because of the evil you perform on the candle.

### E

Eucalyptus – a strong oil for healing. Use it by anointing your finger tips, temples, and inside of your wrist. For someone who is ill it should be applied to the afflicted area (do not apply to open wounds.) Rub the oil on the afflicted area in a clockwise motion while chanting:

*Illness and sickness banished be,  
By the healing powers of the Lord and Lady,  
Remove all that is pain,  
This body is now whole again.*

Evil eye – This is used to both protect from the evil eye and to cast the evil eye. To protect yourself from the evil eye apply a the oil to your temples. To cast the evil eye on your enemies wear some above each eyebrow.

### F

Fiery wall of protection – This oil is a combination of frankincense, myrrh, and dragon's blood. It is a powerful oil used to protect you from negative energies. To protect yourself from psychic attack put a generous amount in your bath water along

with some salt. Pour the mixture over your head and chant:

*A fiery wall of protection around me cast,  
Fiery protection is now mine.*

Five finger grass – extremely powerful protective oil used to protect one from any threat which might be made by hands of another. It can also be used to strengthen the five senses.

Frankincense – Is used to bring blessings. It may be used to free one from addictions.

Frankincense & Myrrh – These two oils combined into one oil are great for healing, enhancing ones talents, and protection from negative energy.

## G

Galangal – Anoint your feet and arms with this oil before going to court to insure the judge will rule in your favor.

Gardenia – Used for protection from those who would create strife within your life.

Geranium – Hex breaking oil. This oil should be used when you feel oppression or burdened. It will enhance your mood, and remove any negativity within your immediate area.

## H

Hyssop – A very holy oil. Can be used to dress candles and ritual items etc... Add a few drops to your bath water to cleanse yourself of any negative psychic energy (including energy from black magick rites you may have performed) and to receive a multitude of blessings.

## J

Jasmine – Used to attract large numbers of good spirits to whomever wears it. Can also be used in extremely powerful love spells.

## L

Lavender – To govern oneself with reason in all endeavors, anoint your wrist, throat, and ankles daily with this oil. Keep an open bottle of lavender on the table, or other place of convenience, to promote peace in the home. You may also add it to your scrub water on a weekly basis for the same effect.

Lemon – Used in aiding spirit communication during mediumship.

Lilac – Improves memory and draws good spirits, when the back of the neck is anointed.

Lily of the valley – used to calm the nerves and is very soothing. Anoint the back of the neck and forehead as needed. I have noticed the effects of this oil seem to last about three to four hours, then it needs to be applied again.

Linden – Worn as a perfume to bring new friendships into your life. It can also be used as a healing oil, by rubbing it on the stomach and shoulder blades. This soothes aches and pains, and restores strength and energy. Upon applying to the stomach you should rest for about half an hour.

Lyang lyang – Use this in your bath water and as a perfume to make yourself irresistible.

## M

Magnolia – Anoint the head to aid in development of psychic powers.

Mandrake – Used in curses and hexes.

Mimosa – Anoint the body with this oil before bedtime to bring clairvoyant dreams of the future.

Musk – Anoint the hands and feet in the morning for added self confidence and strength. It is also known to arouse ones passion and enhance sexuality.

Myrrh – Anoint your Wolfcraft temple each morning with this oil to powerfully guard against evil which may be directed at you.

## N

Nutmeg – To have sharper wit, perception, and heightened sensitivity, apply to your temples each morning.

## O

Orange – Worn as a perfume by women to attract men.

Orange blossom – Used to gain a proposal from one who is reluctant to marry.

Orchid – Apply to the temples to aid in focusing your attention. Good for use during meditation. When used as a perfume it enhances ones memory.

## P

Patchouli – This oil is an aphrodisiac. It may also be used to bring peace to your home, settle arguments etc... You can also rub this oil on someone else to calm them down, if they are angry. Anoint your doorknob to make unwanted guest leave or move away in a peaceful manner.

Psychic (also known as psychic power oil) – Used to increase ones ESP and telepathic abilities. Anoint the palms of your hands, the temples, and the soles of your feet. Lay down and relax. Close your eyes and chant:

*World beyond,  
Come forth,  
Show me the unseen,  
Speak to me of that which I do not know.*

## R

Rose – Used to bring love and affection into your life when worn as a perfume.

Rue – Worn as a perfume to protect from other magician's hexes. Rue oil can be used to help heal those suffering from mental or emotional problems, by adding the oil to the bath water for a calm soothing effect.

## S

Saffron – Aids in the ability to see the future. Anoint the forehead before using your divination tools to enhance your second sight.

Sandalwood – This is a powerful healing oil. Works especially well on bruises. Can also be used to help develop the powers of clairvoyance. Anoint the temples before any working requiring psychic abilities for enhanced perception. If you are

attempting something such as remote viewing apply to the upper eye lids. You may also anoint your hands before consulting the tarot, runes, or Ouija Boards to enhance your psychic connection.

Sesame – Used to give hope to the discouraged, ill, and lonely. When a person is anointed with this oil, it leads them to new and better paths of life.

Spanish moss – When used on the door frame or doormat evil cannot enter your home. Must be used once every ten days for continued success.

Spearmint – This protective oil keeps you and your home safe from danger and attackers. You may use this in your bath water or simply wear it as a perfume or cologne. To keep your home safe, add a few drops to an open bowl. Do this several times a week.

Spikenard – This oil is used to keep your home, ritual items, and temple holy. It also develops ones spirituality when worn as a perfume or cologne. It is also said to bring back fond memories of the past. For this reason some wear it when meeting old friends and family.

## U

Uncrossing – Used to break any curses and hexes placed on you by other magicians. Add nine drops to your bath water for nine days. You may also remove any negativity from your home by adding nine drops to a cup of water and sprinkling around your property, clockwise, in the morning, for nine days.

## V

Van van – Anoint candles, charms, talismans, amulets, sigils and seals to increase their power. May also be worn on the shoulders and arms to attract attention and love. You may also

place seven drops in your bath water for seven day to uncross yourself.

Violet – Use five drops in your bath daily for a happy and peaceful marriage. It can also be applied to the stomach to relieve stomach pains.

## W

Wintergreen – Use in your bath to ensure good health. May also be added to wash water to keep disease out of your home.

## Z

Zula zula – Used to place curses and hexes on your enemies. It is powerful enough to bring death to those whom you use it against. Make doll of out of melted wax and place nine drops into the oil. Shape the wax into the image of a person. Place the doll into some black cloth. Write your enemies name onto the doll. Now wrap the black cloth around the doll. Now place the doll aside for a day. Sprinkle nine more drops onto the doll for nine days as you stick a needle into the doll say:

*May each needle I stick you with,  
Return the pain you have caused me,  
I stab you now, so go to hell,  
moan, scream die,  
By the sacred power of the number three,  
As I will, so mote it be.*



## Basic Magic Oils Formula

### **Attraction Oil**

Equal parts loveage herb and grated lemon peel. Add two tablespoons of this mixture to two ounces of sunflower oil. To finish off add a small lodestone to the bottle.

### **Blessing Oil**

Mix two parts frankincense and one part benzoin. Add two tablespoons of this mixture to two ounces of sunflower oil.

### **Confusion Oil**

Two parts rue and one part guinea pepper. Add two tablespoons of this mixture to two ounces of sunflower oil.

### **Controlling Oil**

Two tablespoons of calamus added to two ounces of sunflower oil.

### **Crossing Oil**

Equal parts wormwood and pepperwort. Add two tablespoons to two ounces of sunflower oil. Add a small piece of ground ivy root to your bottle.

### **Dream Oil**

Equal parts grated lemon peel, myrrh, frankincense. Add two tablespoons of this mixture to two ounces of sunflower oil. Add a small bit of cinquefoil to your bottle.

### **Friendly Judge Oil**

Two parts carnation petals, one part anise seed and one part cinnamon. Add two tablespoons of this mixture to two ounces of sunflower oil. Add a small piece of galangal root to each bottle.

### **Home Protection Oil**

Equal parts cinquefoil, sandalwood, gardenia petals and

purslane herb. Add two tablespoons of this mixture to two ounces of sunflower oil. A pinch of blessed salt should be added to each bottle.

### **Money Drawing Oil**

Equal parts sandalwood, frankincense, and myrrh. Add two tablespoons of this mixture to two ounces of sunflower oil. A bit of barberry herb should be added to each bottle.

### **Peaceful Home Oil**

Two parts white rose petals with one part cumin seed. Add two tablespoons of this mixture to two ounces of sunflower oil.

### **Power Oil**

Equal parts frankincense and grated lemon peel. Add two tablespoons of this mixture to two ounces of sunflower oil.

### **Protection Oil**

Equal parts patchouli leaves, sandalwood, and gardenia petals. Add two tablespoons of this mixture to two ounces of sunflower oil. A pinch of blessed salt is added to each bottle made.

### **Success Oil**

Two parts cinquefoil, sandalwood, and frankincense to one part cinnamon and one part grated lemon peel. Add two tablespoons of this mixture to two ounces of sunflower oil. Add a piece of high john the conqueror root to each bottle.

### **Uncrossing Oil**

Two parts sandalwood, patchouli leaves and myrrh, with one part cinquefoil. Add two tablespoons of this mixture to two ounces of sunflower oil. Add a pinch of blessed salt and eight drops ammonia to each bottle made. Shake well before use.

### **Van Van Oil**

Two tablespoons of lemon grass herb to two ounces of sunflower oil. A pinch of blessed salt should be added to each bottle made.

### **Other Useful Oils**

For these oils you will need to add the formula to an 1/8 cup of sunflower oil.

### **Anointing Oil**

5 Drops myrrh oil, 2 drops cinnamon oil.

### **Astral Travel Oil**

5 drops sandalwood oil, 1 drop ylang yling, 1 drop cinnamon.

### **Business Success Oil**

3 parts bergamot mint bouquet, 1 part basil, 1 part patchouli, 1 pinch of ground cinnamon.

### **Healing Oil**

4 drops rosemary, 2 drops juniper, 1 drop sandalwood.

### **Initiation Oil**

3 drops frankincense, 3 drops myrrh, 1 drop sandalwood.

### **Lunar Oil**

4 parts sandalwood, 2 parts camphor, 1 part lemon.

### **Protection Oil**

5 drops petitgrain, 5 drops black pepper.

### **Psychic Oil**

5 drops lemon grass, 1 drop yarrow.

**Purification Oil**

4 drops frankincense, 3 drops myrrh, 1 drop sandalwood.

**Sacred Oil**

3 drops frankincense, 2 drops sandalwood, 1 drop cinnamon.

**Temple Oil**

4 drops frankincense, 2 drops rosemary, 1 drop bay, 1 drop sandalwood.

**Visions Oil**

4 drops lemongrass, 2 drops bay, 1 drop nutmeg.

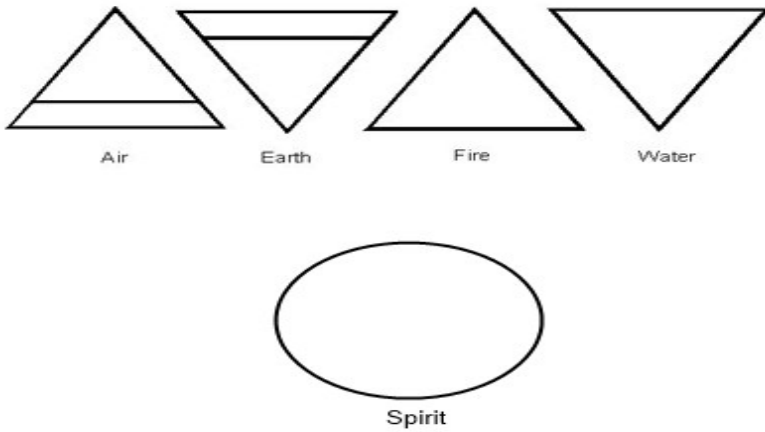
**Wealth Oil**

4 drops tonka bouquet, 1 drop vetiver.

With this information in mind you should be able to construct any ritual you need for any and every purpose.

I know it would be nice and easier for you if I were to create a lot of rituals for certain purposes. But that takes the work and originality out of your spell work. For this reason I have left you to your own creativity in regards to casting your spells.

## Chapter Three: The Elements



### The Principle of The Element of Spirit

Spirit, also known as akasha, and ether. Is the source of all the elements. The element of spirit is beyond human understanding and attempts to define it only misinterpret spirit because of its incomprehensibility. It is believed that spirit is beyond time and space and has no limitations whatsoever. This is why it is impossible to define.

### The Principle of The Element of Fire

Fire is the electric power. Fire is also referred to as the “electrical fluid.” Heat and expansion are associated with this element. Fire is an element of expansion. Fire's positive aspects are: creative, constructive, enlightening, expanding, warming. Its negative aspects are: destructive, burning, dissecting, lethal, consuming. It is the activating principle of all the other elements. Without the influence of fire the other elements will not act.

### The Principle of The element of Water

Water is the magnetic power. Water is also referred to as the “magnetic fluid.” Coldness and shrinking are associated with this element. Water is an element of reception. Water's positive aspects are: nourishment, protection, giving of life, soothing and cleansing. Its negative aspects are: dissection, fermentation, division. The water element is very destructive and uncontrollable in it's negative aspect. These negative aspects usually do not manifest however unless the water element is combined with another element.

### The Principle of The Element of Air

Air is the neutral power. Air is also referred to as the “mediator” between the elements of fire and water. Dryness and humidity, as well as heat and moisture are associated with this element. Air is an element of balance. Air's positive aspects are: refreshment, giving of life, mental stimulation. Its negative aspects are: staleness, change, fitful.

### The Principle of The element of Earth

Earth is the electromagnetic power. Earth is also referred to as the “electromagnetic fluid.” Life and death are associated with this element. Earth the heaviest and most materiel of all the elements. Earth's positive aspects are: giver of life, fertility, and stability. Its negative aspects are: suffocation, restriction, and consuming. It is made up of the previous three elements in solid form.

Fire



Time of day: Midday

Time of Year: Summer

Direction: South


Zodiacal Signs: Aries, Leo, Sagittarius

Elementals: Salamanders

King of the elementals: Djinn

Color: Bright red

Water



Time of day: Sunset

Time of Year: Autumn

Direction: West

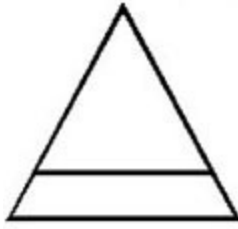
Zodiacal Signs: Cancer, Scorpio, Pisces

Elementals: Undines

King of the elementals: Nixsa

Color: Blue

Air



Time of day: Dawn

Time of Year: Spring

Direction: East

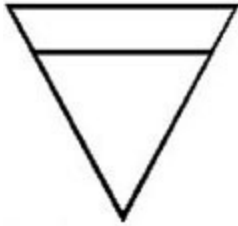
Zodiacal Signs: Libra, Aquarius, Gemini

Elementals: Sylphs

King of the elementals: Paralda

Color: Yellow

Earth



Time of day: Midnight

Time of Year: Winter

Direction: North

Zodiacal Signs: Taurus, Virgo, Capricorn

Elementals: Gnomes

King of the elementals: Ghobb

Color: Green



## Chapter Four: Herbs and Folk Medicine



### Miscellaneous Herbs

**Ague Weed** – Burnt to destroy an enemies ability to harm.

**Bay Leaves** – Placed in corners of rooms to avoid being cursed or crossed.

**Broom Tops** – Boiled with salt and sprinkled to banish poltergeists.

**Buck Thorn** – Made into a tea to remove warts.

**Cowslip Flowers** – Place a bit of this under your front porch to prevent visitors.

**Dandelion** – Buried at the northwest corner of homes to bring favorable winds.

**Gravel Root** – Should be carried in ones pocket when looking for a job.

**Joe Pie** – Said to make one look favorable to all people.

**Knot Weed** – Mixed with wax and buried to destroy your problems.

**Lion's Tooth** – Soaked for six days and sprinkled on the seventh to bring good luck to the year.

**Poke Root** – Added to melted wax and thrown into water to force ones enemy to move away.

**Primrose** – Sewn into children's pillows to insure their loyalty and respect.

**Trillium** – Said to attract money to its owner.

**Valerian** – Used as grave dirt for evil spells.

**Vandal Root** – Burn with black arts incense for curse spells.

**Woodruff** – Carry in a leather bag for protect from all forms of harm.

**Yellow Dock Root** – Wash door knobs with a tea made from this too draw money or business into the premises.

**Yerba Santa** – Holy herb carried to give one spiritual strength and blessings.

## Black Magic Herbs

**Black Mustard Seed** – Causes strife and stress in the life of an enemy. Sprinkle some of the seeds in front of their door.

**Devil's Bit** – Break this into small pieces and sprinkle some in front of your enemy's door. It has been said that when this is done every seven days any evil your enemy may send to you will rebound on him.

**Grape Vine** – Said to cause paralysis in a foe. Cut the vine up into small pieces and throw them at your enemy. Wherever the vine hits is where they shall be struck with paralysis.

**Knot Grass** – Used for casting extremely evil curses. Mix with melted black wax and a piece of paper you have written your enemy's name on. After the wax hardens you should burn it on the night of the new moon.

**Little John Chew** – Carry this in your pocket to reverse the effects of any curse and cause harm to it's sender.

**Skunk Cabbage** – Throw a bit of this in front of your enemy's house. Repeat this every seventeen days to keep them in a crossed state.

**Slippery Elm** – Make a poppet or doll and write the name of your enemy on it. Take the doll and place it in a box and sprinkle some slippery elm onto it. Now stick pins through the dolls mouth and say:

*A slash be across your tongue,*

*No more slander against me shall you speak.*

Now bury the box as far away from your house as possible. This will stop your enemy from gossiping about you.

**Snake Root** – To stop someone from loving you, mix the persons

nail clippings with snake root and burn the mixture. They will avoid you henceforth.

**Tormentilla Root** – Write your enemy's name on a piece of parchment paper. Place some tormentilla root on the parchment covering your enemy's name. Now fold the paper so that the writing does not show. Now cut a lemon in half and place the paper between the two lemon halves. Now tied the lemon back together and put it out in the sun. Your enemy's strength will weaken as the lemon dries.

**Valerian** – Said to cause misery to anyone who walks in its path. Sprinkle some in front of your enemy's door or where they walk.

**Vetivert** – Used against someone who has hexed you. Place a black cloth inside a small box and place an image of you enemy inside of it. Sprinkle vetivert leaves on the image and chant:

*I bind your own evil to you,  
May it be upon your own head.*

Close the box tie it shut with a cord using nine knots. Bury the box as far away from your home as possible or throw it into some water. Turn away and do not look back.

**Witches Grass** – Grind this into a herb and sprinkle on poppets and dolls when you wish to hex someone.

**Wormwood** – Used to make a potent sauce. Melt some butter or heat up some oil and mix in the wormwood. Place it in a dark place where no sunlight may fall upon it. While pouring the sauce on the ground in a circular motion say:

*Round and Round, their brains will go,  
Be they mixed, be they confused,  
Until the sun this sauce does burn,  
No harm to me shall they send.*

**Yarrow** – Mix some of your enemy's hair with yarrow and burn it at midnight on the night of the new moon. As you do this chant:

*Up in smoke goes your hair,  
Evil shall befall me no more,  
The hair of your head the fire doth consume,  
Into your door shall trials and troubles enter.*

## Good Luck Herbs

**Alfalfa** – Keep inside your home to protect against poverty.

**Basil** – Soak a teaspoonful of basil in a pint of water and sprinkle this water in your place of business. This is said to attract money and success to your business as well as keep away all negativity.

**Buckeye** – Wrapping a buckeye in a dollar bill is said to attract money when carried in your pocket.

**Cascara Sagrada** – Make a tea of this and sprinkle it around your bed the night before your appearance at a court case to aid in success.

**Chamomile** – If brewed and used as a hand wash regularly it is said to insure constant winnings in gambling games.

**Dragon's Blood Reed** – Said to cure impotence when placed under a mattress. It can also be carried inside your pocket or purse for good luck.

**Galangal Root** – When carried to court it is believed to help swing the jury in your favor.

**Irish Moss** – Brings great fortune to those that place it under their rugs in their homes.

**Job's Tear** – For good luck carry seven in your pocket.

**John The Conqueror Root** – Boil this root in water and wash your hands in the water just before going to gamble. This is said to improve your chances of winning.

**Low John Root** – Wrap money around this root and it is said the money will multiply.

**Little John** – Leave one to soak overnight in Water of Notre Dame and it will bring luck to you in all your endeavors.

**Lucky Hand Root** – Wear for good fortune and other benefits.

**Mandrake** – Every Friday soak this root in wine then wrap it in red silk cloth. When cared for with attention it is said to double money left near it.

**Nutmeg of India** – A favorite herb among gamblers. Cut a hole in it and place some quicksilver inside and cover the hole with wax, to increase its power. Carry in a red flannel medicine bag.

**Queen of The Meadow** - Brings good luck when added to bath water.

**Rosemary** – Brings good luck when placed under ones pillow.

**Sacred Bark** – Brings good luck when carried.

**Sea Lettuce** – Place some in a bottle of alcohol in the window to bring good luck to all in your household.

**Silver Leaf** – Kept in ones home as a potent good luck charm.

**Sumbul Root** – Worn near the heart for good luck and protection from diseases.

**Tonka Beans** – Carried in a red medicine bag to bring success financially, and good fortune.

**Violets** – Sprinkle this in the corners of your house to bring good spirits and their blessings. Violets also give off healing vibrations to anyone who is ill within your home.

**Wonder of the World Root** - Place in the corners of your house to keep things in a favorable condition.



## Health Herbs

**African Ginger** – Said to protect against evil and cure a sore throat when placed under one's pillow.

**Asafoetida** – Said to be the incense of the Devil. Wear in a cloth as a necklace to keep colds and evil away.

**Ash Tree Leaves** – Take a tablespoon of the leaves and place them in a bowl of water. Place this in your bedroom and leave it over night while you sleep. When you wake up the mixture should be thrown away. Repeat this process every night to insure all illnesses are prevented and to obtain good health.

**Betony** – Sprinkle near doors and windows to protect against evil spirits. Can also be worn as an amulet to strengthen the body.

**Caraway Seed** – Placed in red medicine bags and hidden near cribs and beds of children to protect them from illness and harm.

**Coriander** – Place in a bag to protect against disease, illness, and headaches.

**Dill Seed** – Placed in cloth and smelled to cure ones hiccups.

**Dog Grass** – Sprinkled all around inside your home it is said to relieve one of depression, if done for seven consecutive days.

**Eucalyptus** – Stuff the pillow you sleep on with this and it will protect you from colds.

**Holy Herb** – Use this in your bath water for protection and healing.

**John The Conqueror Root** – Removes depression and confusion when carried in ones pocket.

**Life Everlasting** – Carried or kept in one's home to protect against minor illnesses and major disease.

**Masterwort** – Sprinkled inside one's shoes to prevent weakness and lack of energy. It can also be mixed with oil and rubbed on the neck to relieve pain.

**Quince Seed** – Carry in a red medicine bag to protect against all forms of physical harm.

**Rose Buds** – Placed around bruises and sprains to heal them quickly.

**Rue** – Place on the forehead while laying down to relieve headaches. Worn next to the heart at night to recover from minor illnesses.

**Rosemary** – carried to improve memory and one's mind.

**Sumbul Root** – Worn over the heart to chase away illness.

**Thyme** – Burnt to attract good health to all in a home.

**Valerian Root** – Place inside one's pillow to insure a peaceful nights sleep, and sooth one's nerves.

**Vervain** – Worn as a healing amulet for poisoning and fevers.

## Love Herbs

**Cloves** – Fill two bags with this and use some leather string to make them into two necklaces. Give one bag to a friend. As long as you and your friend wear these your friendship is insured.

**Corn Flowers** – Sprinkle in your home to insure harmony.

**Damiana** – Soak some damiana in a glass of wine for three hours. Now sprinkle some of this wine mixture outside your front and back door for twenty one days. It is said this will bring a wandering lover back to you.

**Dill Seed** – Said to make one irresistible to the opposite sex. Sprinkle some grains into your bath water before going to meet your date.

**Heartsease** – Said to soften a cold lover's heart. Place some in the sole of their shoes.

**Khus Khus** – Said to increase business as well as attract the opposite sex when added to bath water.

**Laurel** – This should be worn by a bride to insure a happy and long marriage.

**Marigold** – Added to bath water to gain respect and admiration.

**Marjoram** – Used by women to attract a husband. Place a small amount in the corner of each room of your home. Marjoram should be removed and replaced once a month.

**Orris Root** – Used to attract the love of the opposite sex.

**Rosemary** – When given as a gift in a bag to a friend it creates feelings of warmth within them.

**Scullcap** – Worn by women to protect their husbands from the advances of other women.

**Spikenard** – Brewed into a tea and placed on a picture of someone you love to insure they will not leave you.

**Sweet Bugle** – Used to attract new lovers and possibly even a marriage partner. Crush some sweet bugle then sprinkle it around your bedroom.

**Yaw Root** – Carry with you to bring romance into your life.

## Power Herbs

**Acacia** – Believed to stimulate the psychic centers and make messages from the spirits easily received and understood, when burnt.

**Althea** – Used in rituals to aid in bringing spirits forth.

**Anise Seed** – Burnt with incense during workings involving psychic manifestations.

**Bladderwrack** – Used in rituals to call forth sea spirits to ask for their assistance.

**Calendula** – Sprinkled under your mattress to induce dreams of a prophetic nature. Can also be worn during court proceeding to ensure that justice is in your favor.

**Celery Seed** – Used to increase one's concentration during works requiring mediumship. Mix this with some incense and burn to increase your psychic abilities.

**Devil's Shoe String** – Carried in one's pocket to bring luck in gambling and protect against poisons. Can cause financial ruin to an enemy when placed in their path. Cut some up and add to a mixture of whiskey and camphor, then rub this on your hands to have complete control over the opposite sex.

**Elder Bark** – Take some parchment and write in dove's blood ink the name of a person you wish to gain control over. Burn this paper and mix the ashes with elder bark in equal portions. Now divide this mixture into seven parts. Now bury one portion in a separate grave each night at midnight for seven days. On the seventh day it is said the person will be completely submitted to you.

**Goat's Leaves** – Boil goat's leaves in for ten minutes in a pot and let the water cool and strain. Allow the leaves to dry and wrap them in a piece of paper you have written the name of the person and the situation you wish to gain control over. For one week carry this with you and by the seventh day the situation will begin to swing in your favor.

**Holy Herb** – Sprinkle on the grave of the person you wish to make contact with. It is said the person will appear to you during your dreams. This can also be made into a tea to make spirits appear and raise one to a higher spiritual plane. **Do not drink this tea.** Focus while the steam rises from the tea and it is said the spirits will appear as you are elevated to a higher plane.

**Hyssop** – Take a tablespoonful and soak in a quart of water for twenty four hours, strain the mixture and add the water to your bath water to purify yourself. This is will also greatly enhance your psychic powers.

**Licorice Stick** – Write the name of the person whose mind you wish to effect nine times on parchment in dove's blood ink. Wrap the parchment around a piece of licorice and tie this together with some red cord. Wait till nightfall then bury or hide on, or as close to the person's property as you can. In three days you should notice a change in the person.

**Mugwort** – Place next to your bed to aid in astral travel.

**Pole Cat Weed** – Used to cross one's neighbor. Place a bit in front of your neighbors door every seventeen days.

**Queen of The Meadow** – Used to gain the power to see the future. Place some in a jar of water for seven days and then add this mixture to your bath water.

**Silver Leaf** – Used to find hidden and lost treasures. Burn and

follow the direction of the smoke.

## Uncrossing Herbs

**Ague Weed** – Mix with any incense and burn to uncross yourself.

**Angelica** – Stops evil spirits from entering your home when sprinkled in each corner of the house.

**Bay Leaves** – Place one in the corner of each room of your home to protect both your house and family. It may also be carried in a medicine bag to protect against Witchcraft.

**Betony** – Worn to protect against evil spells and to strengthen one's body. Sprinkled near all windows and doors to prevent the entrance of evil spirits.

**Ballderwrack** – Worn by travelers, especially those traveling by water, as protection.

**Blood Root** – Used as protection against curses. Place near doorways and in window sills.

**Boldo Leaves** – Used to ward off evil. Simply sprinkle some around your house.

**Cinquefoil** – To protect your home from all evil, take an egg and cut a hole in one end. Drain the inside and allow the egg shell to dry. Now fill the egg with cinquefoil and tape the hole shut. As long as you keep this in your home it will be protected.

**Clover** – Soak in vinegar for three days and strain. Now sprinkle the vinegar in the corners of every room in your home, to remove all unwanted spirits.

**Comfrey Root** – To insure a safe trip place a bit of this in the bottom of all your luggage.



**Dill** – Mix with salt and sprinkle around your house to counter act and protect against Witchcraft.

**Elm Bark** – Used to stop slander. Bury some in a box with a poppet you have written the name of the person slandering you on.

**Balm of Gilead** – Carry two buds in a medicine bag to protect one from the evil eye.

**Holy Herb** – Added to bath water for protection.

**Marjoram** – Placed in each room of your home to help overcome the effects of Witchcraft which may have been used against you. Replace once a month.

**Mint** – Placed inside a jar and kept in your home to keep Witches away.

**Misteltoe** – Worn around the neck to keep Witches and their craft away.

**Monkshood** – Carried for protection from demons.

**Mullein** – Carried to give one courage and protection from wild animals and enemies. Placed under pillows to protect one from demons and nightmares.

**Pearl Moss** – Placed across one's doorway so that only good spirits may enter the home.

**Queen of The Meadow** – Used to banish Ghost. Keep this wherever you do not wish them to gather.

**Sulphur** – Used to drive away evil. Burn some at midnight outside your back door.

**Trumpet Weed** – Place into a medicine bag to protect yourself from all forms of injury.

**Wahoo Bark** – Used for exorcisms. Boil the bark in a quart of water for ten minutes and strain. Now sponge the possessed person with this water and chant “Wahoo” nine times.

## Wish Herbs

**Calendula** – To makes dreams come true and protects one from evil, sprinkle some dried calendula under your bed.

**Cloves** – Hold some cloves in your hand and think about your friend or a lover. This act will cause them to bend completely to your will.

**Dandelion** – Worn in a medicine bag around one's neck to make one's wishes come true.

**Huckleberry Leaves** – Burnt in one's bedroom before sleeping to make dreams come true within seven days.

**Lavender** – Used for dream divination. Place some under your pillow and concentrate on your wish before you go to sleep. If you dream about your wish it means that it shall come to pass. If you dream of anything else or nothing at all, it means your wish will not come true.

**Lotus Root** – Used for wish divination. Write yes on one side of the root and no on the other. Toss it into the air, whichever side it lands on is the answer to whether or not your wish will come true.

**Rose Buds** – Used for wish divination. Count the leaves on a rose bud. If the numbers are even your wish will come true, if they are uneven it will not.

**Sandalwood** – Burnt to aid in making your secret wishes come true.

## Medicine Bag and Herbs

Medicine bags are known by many names varying amongst the particular tradition. Names such as: conjure bags, mojo bags, charm bags, ouanga bags, gris gris (pronounced gree gree) bags etc... These bags should be red flannel two inches wide and three inches long with a drawstring.

Medicine bags are a powerful form of talisman magick. This type of talisman magick may be used for many purposes both, positive and negative, such as: wealth, love, cursing and hexing of enemies, to bring good or bad luck etc...

Women typically wear the medicine bag inside their bra or inside their dress around the left armpit area. Men often simply wear them in their trouser pockets. This is acceptable for women as well.

The medicine bag must be anointed with the same oil it was anointed with when made on the same day of the week it was made for it to retain its maximum potency. The medicine bag should be anointed with an appropriate oil when made as well. For instance if the medicine bag is for love something like rose oil, or for protection dragon's blood, or fiery protection oil. This oil should be applied to the outer edges of the bag.

You should never add more than 13 ingredients to a medicine bag. Also there should only be an odd number of ingredients such as: 1,3,5,7 etc...

The particular use of the medicine bag depends on its ingredients. Below are listed some of the more common ingredients and their uses:

**Love** – Spikenard, vanillin, cubeb berries, orris root, violet flowers, laurel, vervain, Adam and Eve root, horse chestnut, khus khus, Beth root, lavender, lotus, ladies thumb, lovage, mistletoe, magnolia, passion flower, patchouli leaves, queen Elizabeth root, lesser periwinkle, rose buds, quassia chips, herba mate, skullcap, sweet bugle, orange blossoms, rose hips, fiver finger grass, linden flowers, couch grass, heartease herb, gentian root.

**Passion** – Absinthe, myrtle, cloves, aloes, damiana, dill

seed, dulse herb, coriander, sweet basil, saw palmetto berries, juniper berries, Canada snake root, grains of paradise, fennel seed, snake root, satyrion root, verbena root, patchouli leaves, licorice stick herb.

**Luck** – Ash tree leaves, basil, alfalfa, angerl's turnip, blessed thistle, galangal root, chamomile, mustard seed, grains of paradise, peony, wonder of the world root, yellow dock, Jezebel root, Mandrake root, tonka beans, little John chew, Irish moss, quince seeds, queen of the meadow root, five finger grass, parsley, silver weed, swiss leaves, sacred bark, seven barks, John the conqueror root, four leaf clover, rosemary, Jamaica ginger root, sumbul root.

**Psychic powers & Spirituality** – Anise seed, burning bush, five finger grass, lemon balm, celery seed, gotu kola, acacia, mugwort, parsely, marjoram, mint, cinnamon, sage, thyme, rosemary, bethel root, frankincense, buchu leaves, calendula flowers, eyebright herb, bugle weed.

**Health** – Thyme, sassafras leaves or root, vervain, horehound, hops, peppermint, eucalyptus, asafaetida, catnip, feverfew, dandelion leaves, catnip, life everlasting, sarsaperilla, holy herbs, golden seal herb, heal all herb, betony, pumpkin seeds, hyssop.

**Financial** – Clover, buckeye, fenugreek, high John the Conqueror root, nutmeg, low John the Conqueror root, ruler's root, marjoram, tonka beans, smart weed, bayberry herb, thyme, echinacea, guinea, five finger grass, Irish moss, paradise seeds, kelp, lemon verbena, silver weed, scented lucky beans, coltsfoot, comfrey, rattlesnake root, black snake root.

**Protection** – Boldo leaves, vetivert, mandrake root, basil leaves, garlic, snakehead, bam of gilead buds, basil leaves, stone root, asafaetida, bay leaves, quince seeds, five finger grass, lucky hand root, dragon's blood reed, brimstone, blood root, frankincense, high John the conqueror root, Saint John's wort, african ginger root, sacred bark, grape vine, black cohosh, rattlesnake root, fern, wolfbane root, caraway seends, plant of peace.

**Success in matters** – Yellow dock, squill root, cinnamon, John the conqueror root, Jezebel root, silver weed, red clover, buckeye, prince's pine, Irish moss, elm bark, khus khus, five finger grass, mandrake root, tonka beans, scented lucky beans, vervain, sweet flag root, golden seal herb.

**Curses and Hexes** – Cruel man of the woods, blueberry, balmony root, knot grass, Guinea pepper, black mustard seed, poke root, pepper tree leaves, rue, poppy seed, tormentilla, twich's grass, wormwood, valerian, chicory root, jimson weed, flaxseed, red chincona bark, mulletin, yohimbee, skunk cabbage root.

## Various Magical Herbs

**Divination** – Ashe, Anise, Bay Laurel, Chicory, Bistort, Cinnamon, Cinquefoil (five finger grass), Eyebright, Goldenrod, Gum Mastic, Juniper, Marigold, Mugwort, Patchouly, Nutmeg, Rosemary, Rose, Sandalwood, Star Anise, Thyme, Wormwood, Yarrow.

**Business** – Cinnamon, Benzion.

**Fertility** – Cucumber, Mandrake, Oak, Myrtle, Pine, Pomegranate, Poppy, Sunflower, Walnut, Rose.

**Love** – Apple, Aster, Caraway, Cumin, Coriander, Jasmine, Lavender, Marjoram, Lovage, Meadosweet, Myrtle, Orange, Orris, Rosemary, Tormentil, Vervain, Yarrow, Violet.

**Healing** – Ash, Apple, Anemone, Amarath, Balm of Gilead, Carnation, Cinnamon, Eucalyptus, Hops, Myrrh, Lavender, Narcissus, Peppermint, Onion, Red Geranium, Rose, Rue, Rosemary, Sandalwood, Sage, Thistle, Spearmint, Violet.

**Money** – Almond, Basil, Bergamot, Bryony, Cinquefoil (five finger grass), Cloves, Camomile, Honeysuckle, High John the Conqueror, Hyssop, Mint, Jasmine, Patchouli, Sage, Pine, Sassafras, Wheat, Vervain.

**Mental Powers** – Balm of Gilead, Clove, Caraway, Hazel, Honeysuckle, Periwinkle, Lavender, Rue, Rosemary.

**Peace** – Valerian, Basil, Frankincense, Cumin, Rose.

**Youth** – Cowslip, Sage, Lavender, Oak, Rosemary, Lavender, Linden.

**Purification** – Basil, Anise, Bay Laurel, Elder, Dragon's Blood,

Frankincense, Lavender, Hyssop, Lemon, Lemon Verbena, Myrrh, Lovage, Orange, Peppermint, Pine, Rosemary, Rue, Solomon's Seal, Sandalwood, Saffron.

**Protection** – Ash, Angelica, Balm of Gilead, Cyclamen, Bay Laurel, Fennel, Dill, Fern, Hyssop, Mistletoe, Peony, Mullein, Rose Geranium, Rowan, Rosemary, Rue, St. John's Wort, Snapdragon, Tarragon, Vervain.



## Wolcraft Shamanic Herbs

**Angelica** – Used to help fight anxiety, weakness, upset stomach, feelings of hopelessness, and to give balance.

**Balm** – Used for protection, to fight depression, anger, sadness, and feelings of rage. Also used as a sleep aid.

**Bergamot** – Used to fight tension, nervousness and stress.

**Cedar** – Used to fight feelings of anger, mental disassociation, and fear. It is calming and warming and adds harmony and comfort to one's life.

**Chamomile** – Help with tension, and sensitivity. It has a calming and receiving effect.

**Cypress** – Helps one to collect their thoughts. Also helps the forgetful and weak minded. Helps calm sexual cravings. It is sobering. It has a sedative effect thus helps with sleep.

**Eucalyptus** – Gives one balance and focus.

**Geranium** – Has a harmonic and comforting effect.

**Grapefruit** – Has a harmonic and comforting effect.

**Honey Clover** – Sleep aid, calm sedative like effect.

**Hyssop** – Brings clarity, concentration, and creativity. Is used for cleansing, meditation, and centering. Is used as an aid for work productivity, and increased concentration. It is also refreshing, and helps to slow down the fatiguing process.

**Jasmine** – Helps with low self esteem, weakness, bad emotions, feelings of suffering and fearfulness, can boost ones confidence.

**Juniper Lime** – Helps with low self esteem and weakness, bad emotions, feelings of suffering, and and lack of confidence.

**Lavender** – Gives one strength, it is refreshing, aids in clairvoyance and divination, helps with mood swing problems. Also can be used to relieve headaches, and insect bites. Gives one the energies of harmony, and comfort. Used to help one sleep thru its calming, sedative effect.

**Lime** – It is stimulating and can help one work more efficiently. It is also known to increase ones concentration. It is refreshing and slows down the fatiguing process.

**Mint** – Good for memory and clearing one's thinking process, also helps with shock. Increases work productivity. It is stimulating, increases one's ability to concentrate. It is refreshing and slows down the fatiguing process.

**Orange** – Adds to ones sensuality, and self awareness. It is known to balance and relax oneself. It brings the energies of harmony and is comforting.

**Patchouli** – Used for sexual awareness, attraction rites, and protection.

**Roman Chamomile** – Used as a sleep aid, it is also used to help one become calm. It is also sedative.

**Rose** – Used to strengthen ones inner self. Helps ease disappointment, and feelings of sadness. Helps one to sleep, stay calm, it also has a sedative like effect.

**Rosemary** – Helps with memory, empathy, and uplifts one's ego in a positive way.

**Sage** – Protection, cleansing, creating honor.

**Sandalwood** – Creates harmony, relieves stress, tension, and one's nerves.

**Swiss Pine** – Aids in work productivity. Stimulating, gives increased concentration powers. Refreshing and slows down the fatiguing process.

**Tangerine** – Brings the energy of harmony and is comforting.

**Yarrow** – Helps with menopause, marriage, opens awareness, helps with confusion.

## Chapter Five: Old Fashion Cures



**Tomato** – Rub half a tomato on poison oak rash and let it dry. Reapply several times a day. The acid in the tomato will dry up the poison ivy and help soothe itching.

**Honey** – A natural healing element dating as far back as the ancient Egyptians. Apply honey to wounds and cover with gauze. It fights infections and speeds healing.

**Gold Seal** – For boils make a poultice of this and place securely on the boil. It will bring the to a head as it dries. Reapply as needed. This herb will draw out the boil, bringing it to a head. Squeeze and the center will shoot out.

**Vinegar** – A natural anti-septic. It can be used to clean fresh wounds, and free them of germs. Also works to kill viruses on floors, walls etc... One fourth cup to a gallon of water.

**Yarrow Plant** – Very high in medicinal content. Yarrow is used as a tea for stomach problems and fever. It is also used to treat wounds (rashes, swelling, eczema, and spider bites) when made into a poultice. Yarrow plant tea may also be used to treat irritable bowel syndrome. The tea can also be used to treat high

blood pressure, ulcers, internal and external bleeding, liver problems, diarrhea, colds, flue, crone's disease, bladder infections, anxiety, and insomnia. The most potent part of the plant are the uppermost leaves and flowers. These are best for making tea. To make Yarrow plant tea add one to two teaspoons of leaves or flowers (dried or fresh) to a cup of boiling water. Let this water stand for 15 minutes, strain and drink as needed. This tea may also be applied to the skin to relieve burns, bruises and other ailments.

**Aloe Vera** – Used as a remedy for burns, wounds, insect bites, fungal infections, frostbite, eczema, dry skin, and poison ivy. It can be used as a liniment for arthritis.

**Corn** – Treats kidney and bladder problems. It can also increase milk production in nursing women. Indians made poultices, from corn, for skin ulcers, burns, and swelling. Corn oil may be applied to ease eczema and dry skin. Corn cobs may be burned and the smoke will relieve itching caused by insect bites and poison ivy. Corn silk can be made into a tea by steeping two teaspoons of chopped corn in a cup of bowling water. To make a poultice mix dried cornmeal with milk and apply the paste to the affected areas.

**Dandelions** – Used for potent herbal remedies. Dandelion roots may be sliced to make antiseptics for wounds, sores, and inflammations inside the mouth. It may be used as a mild laxative and digestive aid when brewed into a tea. The tea also helps to cleanse the kidneys, bladder, liver and spleen. Leaves and roots can be eaten either raw or boiled. They are high in iron, potassium, vitamins a,b,c, and d. When eaten the flower helps treat liver problems. When made into a tea it helps relieve pneumonia, bronchitis, and other respiratory problems. The white milky soap from the leaves and stems can be applied to corns and wort's to remove them.

**Echinacea** - Used to subdue colds and upper respiratory infections. It strengthens the immune system. Made into a tea it can be used for external treatment of cuts, burns, and eczema, Gargling with the tea will relieve sore throats. To make Echinacea tea take one or two teaspoons of powdered herb to a cup of boiling water, let simmer for fifteen minutes, cool and drink as needed up to three times a day.

**Garlic** – Helps clear lungs and bronchial tubes of congestion. Used to rid people of worms, parasites and fight infections caused from fungi and yeast. Reduces the risk of heart attacks by lowering blood pressure, reducing harmful cholesterol, and reducing the tendency of blood to form dangerous clots. One clove of garlic a day will give you these protective effects. The simplest way to enjoy the benefits of garlic is to eat it raw. This is an acquired taste and some people find it too overwhelming. Garlic tea can be made by chopping or mashing several cloves and steeping in a cup of water for six to eight hours. You can drink this tea for relieving cold or flu symptoms or gargle with it to treat soar throat. Another benefit of garlic is that it builds up in your system and repels bugs from biting you.

**Garlic Syrup** – One pound garlic to a quart of boiling water. Remove from heat and let stand for twelve hours, then add enough sugar to get a syrup consistency. You can add honey to this mixture to improve the taste. This can be used as a cough suppressant. If taken in small amounts each day it will strengthen the immune system and help one's heart.

**Garlic Oil** – Slice or mash a clove of garlic add about a tablespoon of olive oil and heat briefly. Strain and store in a dark stoppered bottle. Several drops can be used to ease earaches.

**Golden Rod** – Every part of this plant can be used. Roots can be made into a poultice to treat boils and burns. The roots may also be chewed to relieve toothaches. Flowers are smashed to make

lotions for bee stings and reducing localized swelling. The tea from the leaves is used to treat asthma, colic and headaches. It has been long known and used to treat bladder, gallbladder, and kidney problems. It is often recommended for preventing and treating kidney stones and gallstones, yeast and urinary tract infections. To make golden rod tea add 5 teaspoons of dried flowers or leaves to a cup of boiling water. Let stand until cool, then drink. It works best between meals three or four times a day. Some people are allergic to it so use with caution if you have hay fever or other allergies.

**Magnolia** – If you treat ulcerated leg soars or ulcerated soars of any kind with a mixture of magnolia ashes and pork fat the wounds will dry up. When made into a tea it can be used to treat colds, fever, dysentery, muscle cramps, and intestinal worms. A magnolia gargle is said to ease toothaches. It also works for cuts, scrapes, and skin irritations. The most medicinal part of the tree is the bark when made into a tea. To make magnolia tea add two teaspoons of shredded bark, fresh or dried, to a pint of boiling water. Simmer thirty minutes and add more water to make 16 ounces. Strain the tea and take by tablespoon as needed. Rub this tea externally on wounds and irritations.

**Oats** – Helps with skin conditions, relieves anxiety and depression. Use it in a warm bath adding several handfuls to bath water.

**Cabbage** – Cabbage hearts will cleanse the body of intestinal worms when eaten raw.

**Wild Rose** – Petals of this are dried and crushed into powder which can then be applied to fevers, sores and blisters. Soak the petals in rainwater and use as a compress for sore eyes. Rose tea boost the immune system and can be gargled for sore throat. Tea can be made by using dried petals and leaves to a cup of boiling water. Simmer for 10 minutes, strain the liquid, and add honey.

**Egg White Mask** – Use egg white as a facial mask on both the face and neck and let dry until it becomes stiff. Wash off the mask to deep clean the pores, remove black and white heads, and tone and tighten the skin.

**Saliva** – Spitting on breastfeeding soars is an old remedy, which uses the natural body acids to heal the soars with a few days.

**Echinacea** – Used to destroy the organisms which cause yeast infections. This herb may be drunk as a tea or applied to the infected areas, it is also sold in supplement form. To immediately relieve the itching and burning you can take a deuce with buttermilk. This will restore the P.H. balance of the body and soothe the pain.

**Red Clay**(warm) – Made into a poultice and rubbed on sprains to ease the pain. The same may be done with yarrow tea.

**Mustard** – This is very good for lowering high blood pressure fast. If you have high blood pressure and feel it rising, take a tablespoon of mustard and eat it. You will feel your blood pressure dropping down very quickly.



## Chapter Six: Wolfcraft Herbal Magick



**Dealing with Anger** – Almond, catnip, chamomile, elecampane, rose, lemon balm, lavender, mint, passion flower, vervain.

**Dealing with Anxiety** – Valerian, skullcap.

**Dealing with detachment** – Peppermint, ginger.

**To increase beauty** – Avocado, catnip, flax, ginseng, maidenhair fern, rose, rosemary, witch hazel.

**For a successful business** – Hawthorn, basil, sandalwood, squill root.

**To bring forth courage** – Yarrow, tonka bean, thyme, sweet pea, masterwort, mullein, cedar, columbine.

**To handle depression** – Catnip, celandine, daisy, hawthorn, hyacinth, honeysuckle, lemon balm, lily of the valley, marjoram, morning glory, saffron, shepherd's purse.

**Divination aids** – Dandelion, goldenrod, ground ivy, hen-bane, hazelnut, hibiscus, meadow-sweet, mugwort, pomegranate.

**To gain employment** – Bergamot, bayberry, bay leaf, pecan, pine.

**To overcome enemies** – Patchouli, slippery elm.

**To gain friendship** – Lemon, orange, sunflower, sweet pea, tonka beans, vanilla.

**For luck in gambling** – Buckeye, chamomile, pine.

**To stop gossip** – Clove, deers-tongue, nettle, rue, slippery elm, snapdragon.

**For good health and healing** – Allspice, apple, barley, bay-leaf, blackberry, cedar, cinnamon, comfrey, elder, eucalyptus, fennel, flax, garlic, ginseng, golden seal, heliotrope, hops, horehound, ivy, lemon balm, life everlasting, mint, mugwort, myrrh, nasturtium, nutmeg, oak, olive, onion, peppermint, persimmon, pine, plantain, rosemary, rowan, rue, saffron, sandalwood, shepherd's purse, thistle, thyme, vervain, violet, willow, wintergreen, yerba santa.

**To heal a broken heart** – Apple, bittersweet, cyclamen, honeysuckle, jasmine, lemon balm, magnolia, peach, strawberry, yarrow.

**To aid in hunting** – Acorn, apple, cypress, juniper, mesquite, oak, pine, sage, vanilla.

**Legal protection** – Buckthorn, celandine, chamomile, galangal, hickory, high john, marigold.

**To liberate oneself** – Chicory – cypress, lavender, lotus, mistletoe, moon flower.

**To gain love** – Adam and eve root, allspice, apple, apricot, balm of gilead, basil, bleeding heart, cardamom, catnip, chamomile, cinnamon, clove, columbine, copal, coriander, crocus, cubeb,

daffodil, daisy, damiana, dill, elecampane, elm, endive, fig, gardenia, geranium, ginger, ginseng, hibiscus, hyacinth, Indian paint brush, jasmine, juniper, kava kava, lady's mantle, lavender, lemon balm, lemon verbena, linden, lobelia, lotus, loveage, maidenhair fern, mandrake, maple, marjoram, myrtle, nutmeg, orchid, pansy, peach, peppermint, periwinkle, poppy primrose, rose, rosemary, rue, saffron, skullcap, spearmint, spider-wort, strawberry, thyme, tonka bean, tulip, vanilla, vervain, violet, willow, wood betony, yarrow.

**For good luck** – Allspice, anise, bluebell, calamus, china berry, daffodil, hazel, heather, holy, job's tears, linden, lucky hand, nutmeg, oak, orange, persimmon, pomegranate, poppy, rose, snake-root, vertivert, violet.

**To increase lust** – Allspice, caraway, carrot, cattail, cinnamon, cinquefoil(five finger grass), clove, damiana, deerstongue, dill, foxglove, galangal, ginseng, hibiscus, mistletoe, parsley, rosemary, sesame, southernwood, vanilla, violet, yohimbe.

**To relieve menopause** – black cohosh, lavender, peppermint, sage.

**To increase mental powers** – all heal, bay-leaf, caraway, celery seed, forget me not, hazel, horehound, lily of the valley, lotus, pansy, periwinkle, ruse, sandalwood, spikenard, summer, savory, spearmint.

**To stop nightmares** – Chamomile, mullein.

**To relieve premenstrual syndrome** – feverfew, jasmine, lavender, rose.

**To have dreams of a prophetic nature** – Anise, chamomile, cinquefoil(five finger grass), cloves, heliotrope, jasmine, mimosa, mint, mugwort, rose, rosemary, valerian.

**To gain prosperity** – Almond, bay leaf, basil, bergamot, cedar, chamomile, cinnamon, cinquefoil(five finger grass), clover, mandrake, marjoram, may apple, myrtle, oak, orange mint, parsley, pecan, pine, snapdragon, sunflower, sweet, woodruff, tonka bean, tulip, vanilla, vervain, wheat.

**For protection** – African violet, agrimony, aloe vera, alyssum, angelica, anise, arrowroot, asafoetida, balm of gilead, basil, bay leaf, birth, bladderwrack, boneset, bromeliad, broom, burdock, cactus, calamus, carawar, carnation, cedar, chrysanthemum, cinnamon, cinquefoil(five finger grass), clove, clover, cumin, curry, cyclamen, cypress, datura, dill, dogwood, dragon's blood, elder, elecampane, eucalyptus, fennel, feverwort, flax, fleabane, foxglove, frankincense, galangal, garlic, geranium, ginseng, heather, holly, honeysuckle, horehound, houseleek, hyacinth, hyssop, ivy, juniper, lady's slipper, larkspur, lavender, lilac, lily, linden, lotus, lucky hand, mallow, mandrake, morigold, mimosa, mint, mistletoe, mugwort, mulberry, mullein, mustard, myrrh, nettle, oak, olive, onion, parsley, pennyroyal, peony, pepper, periwinkle, plantain, primrose, quince, radish, raspberry, rattlesnake root, rhubarb, rose, rowan, rue, sage, St. John's wort, sandalwood, snapdragon, southernwood, spanish moss, sweet woodruff, thistle, tulip, valerian, vervain, violet, willow, wintergreen, witch hazel, wolfbane, wormwood, wood betony, yucca.

**To increase your psychic abilities** – Celery, cinnamon, citronella, elecampane, eyebright, flax, galangal, honeysuckle, lemongrass, mace, marigold, mugwort, peppermint, rose, rowan, star anise, thyme, uva ursula, wormwood, yarrow.

**To stop harassment of a sexual nature** – Bergamot, camphor, salt peter, vervain, witch hazel.

**To aid sleep** – Agrimony, chamomile, cinquefoil(five finger grass), elder, hops lavender, linden, peppermint, rosemary, shepherd's purse, thyme, valerian, vervain.

**To increase your strength** – Acorn, bay leaf, carnation, mugwort, mulberry, pennyroyal, plantain, St. John's wort, thistle.

**To reduce stress** – Calendula, chamomile, comfrey, hops, lavender, nestle, oats, St. John's wort, passion flower, skullcap.

**To gain success** – Cinnamon, clover, ginger, high john, lemon balm, orange, rowan.

**To stop thieves** – Caraway, elder, garlic, gentian, juniper, rosemary, vetivert.

**For safe travels** – Bladderwrack, lavender.

**To gain victory** – Bay leaf, high john, olive.

**To increase your wisdom** – Hazel, rowan, sage, spikenard.

**To make your wishes come true** – Bay leaf, dandelion, dogwood, hazel, job's tears, sage, sunflower, tonka bean, vanilla, vervain, violet, walnut.

## Chapter Seven: Wolfcraft Astrological and Elemental Herbs



**Herbs attuned to the Sun** – Acacia, angelica, bay, celandine, chamomile, chicory, chrysanthemum, cinnamon, citron, copal, eyebright, frankincense, ginseng, goldenseal, heliotrope, juniper, lovage, marigold, mistletoe, peony, rowan, rosemary, rude, saffron, St. John's wort, sesame, sunflower, witch hazel.

**Herbs attuned to the Moon** – Adder's tongue, aloe, bladderwrack, calamus, camellia, camphor, chickweed, cotton, dulse, eucalyptus, gardenia, Irish moss, jasmine, lemon balm, lily, loosestrife, lotus, mallow, moonwort, myrrh, poppy, purslane, willow, wintergreen.

**Herbs attuned to Jupiter** – Agrimony, anise, borage, cinquefoil (five finger grass), clove, dandelion, dock, endlive, honeysuckle, hyssop, linden, liverwort, meadowsweet, nutmeg, sage, sassafras, star anise, wood betony.

**Herbs attuned to Mars** – Allspice, asafoetida, basil, blood root, briony, broom, chili pepper, coriander, cubeb, curry, cumin, damiana, deerstongue, dragon's blood, galangal, garlic, gentian, ginger, high john, holly, hops, horseradish, houndstongue, masterwort, mustard, nettle, pennyroyal, pepper, peppermint, poke root, prickly ash, radish, shallot, snapdragon, squill, thistle, toadflax, tobacco, venus flytrap, woodruff, wormwood.

**Herbs attuned to Mercury** – Agaric, bergamont, bittersweet, caraway, clove, dill, fennel, fenugreek, fern, flax, goat's rue, horehound, lemongrass, lemon verbena, lily of the valley, mandrake, marjoram, may apple, mint, mullberry, parsley, peppermint, pimpernel, pomegranate, southernwood, summer savory.

**Herbs attuned to Saturn** – Amaranth, belladonna, bistort, boneset, comfrey, datura, fumitory, hellebore, hemlock, hemp, henbane, horsetail, ivy, kava-kava, knotweed, lady's slipper, lobelia, mimosa, morning glory, mullein, pansy, patchouli, quince, skullcap, skunk cabbage, slippery elm, solomon's seal, tamarind, wolf's bane, yew.

### **Elemental Herbs**

**Herbs attuned to the element of air** – acacia, agaric, agrimony, anis, gergamot, bistort, bittersweet, borage, bracken, broom, caraway, chicory, citron, clover, dandelion, dock, elecampane, eyebright, fenugreek, gota's rue, goldenrod, hops, houseleek, lavender, lemongrass, lemon verbena, lily of the valley, linden, marjoram, meadowsweet, mint, mistletoe, mulberry, pimpernel, sage, slippery elm, southernwood, summer savory, star anise.

**Herbs attuned to the element of fire** – Alder, allspice, amaranth, angelica, asafoetida, basil, bay, black snakeroot, blood root, briony, carnation, cat tail, cedar, celandine, chilli pepper, chrysanthemum, cinnamon, cinquefoil(five finger grass), clove, copal, coriander, cubeb, cumin, curry, damiana, deerstongue, dill, dragon's blood, fennel, flax, frankincense, galangal, garlic, gentian, ginger, ginseng, golden seal, heliotrope, high john, holly, houndstongue, hyssop, juniper, leek, liverwort, lovage, mandrake, marigold, masterwort, may apple, mullein, mustard, nutmeg, oak, onion, pennyroyal, pepper, peppermint, pimento, poke root, pomegranate, prickly ash, radish, rosemary, rowan, rue, saffron,

St. John's wort, sassafras, sesame, shallot, snapdragon, squill, sunflower, thistle, toadflax, tobacco, tormentil, venus flytrap, witch hazel, wood betony, woodruff, wormwood.

**Herbs attuned to the element of water** – adam and eve root, african violet, aloe, aster, bachelor button, balm of gilead, belladonna, blackberry, bladderwrack, bleeding heart, blue flag, boneset, backthron, burdock, calamus, camellia, camphor, caper, cardamom, catnip, chamomile, chickweed, coltsfoot, columbine, comfrey, cowslip, crocus, cyclamen, daffodil, daisy, datura, dittany of crete, dulse, elder, eucalyptus, feverfew, foxglove, gardenia, heather, hellebore, hemlock, hemp, henbane, hibiscus, hyacinth, indian paintbrush, iris, irish moss, hasmine, kava-kava, lady's mantle, lady's slipper, larkspur, lilac, lily, lobelia, lotus, lucky hand root, maidenhair fern, mallow, mimosa, moonwort, morning glory, myrrh, myrtle, orchid, orris root, pansy, passion flower, periwinkle, plumeria, poppy, purslane, ragwort, rose, sandalwood, skullcap, skunk, cabbage, solomon's seal, spearmint, spikenard, strawberry, suger cane, sweet pea, tamarind, tamarisk, tansy, thyme, tonka bean, valerian, vanilla, violet, willow, wintergreen, wolf's bane, yarrow, yew.

**Herbs attuned to the element of earth** – Alfalfa, barley, bistort, buckwheat, cypress, fern, fumitory, honeysuckle, horehound, horetail, knotweed, loosestrife, magnolia, mugwort, oleander, patchouli, primrose, quince, rhubarb, sagebrush, tulip, vervain, vetivert, wheat, wood sorrel.



## Herbal Folk Names

Blood - Elder Tree sap

Bloody Fingers - Foxglove

Candlemas Maiden - Snowdrop

Candlewick Plant - Mullein

Crown for a King - Wormwood

Dew of the Sea - Rosemary

Dragonwort - Bistort

Earth Smoke - Fumitory

Elfwort - Elecampane

Enchanter's Plant - Vervain

Eye of the Star - Horehound

Eyes - Aster Daisy

Five Finger Grass - Cinquefoil

Joy of the Mountain - Marjoram

Lad's Love - Southernwood

Little Dragon - Tarragon

Love in Idleness - Pansy

Love Parsley - Lovage  
Love Root - Orris Root  
Maiden's Ruin - Southernwood  
Master of the Woods - Woodruff  
Masterwort - Angelica  
May Lily - Lily of the Valley  
Mistress of the Absinthia - Nightshade  
Seven Year's Love - Yarrow  
Sleepwort - Lettuce  
Sorcerer's Violet - Periwinkle  
Star of the Earth - Avens  
Starflower - Borage  
Starweed - Chickweed  
Starwort - Aster  
Thousand Seal - Yarrow  
Thunder Plant - House leek  
Unicorn Horn - True Unicorn Root  
Wax Dolls - Fumitory

Witch Herb - Mugwort

Witches Aspirin - White Willow Bark

Witches Bells - Foxglove

Witches Briar - Briar Hip

Witchgrass - Dog Grass (Couch Grass)

## Chapter Eight: Wolfcraft Power Animals



**Ant** – Represents: patience and working hard, being together, rules and order.

**Bat** – Brings rebirth, can distinguish the nature of situations and act accordingly at just the right moment.

**Beaver** – Helps one to achieve their dreams. Helps one to create and walk new paths.

**Bear** – Shows one how to go within themselves. Causes one to look at one's life and find the truth and lies within it. To have a more mature outlook and be more mature in our decision making. Helps us to understand that our thoughts come from within our inner self.

**Beetle** – Momentum, the state of innocence, having purpose.

**Butterfly** – Beauty and changes, the sacred and faith, The circle or cycle of life, beginning and end etc...

**Centipede** – Being aware and sincere.

**Cockroach** - That which is eternal, reproduction.

**Coyote** – Teaches us to walk in balance and to receive the divine force of the lord and lady. The coyote also tells us to pay attention and may be interpreted as growth.

**Crow** – Tells us to become organized and helps to set up balance in our lives. Helps us not to fall short of our potential. To stay in touch with what we desire and not to give up.

**Deer** – Tells one to pay attention to their emotional state. To have understanding of the balance between the physical and the spiritual. To only move as fast as we are able to. To stay and leave at the proper time. It also tells use to have balance in our emotional state.

**Dog** – Opens up the pathway to loyalty and understanding. To see the circle in life and its matters.

**Dragonfly** – The dream world, Illusions and visions, knowing, doorways.

**Eagle** – Connection with the Lord and Lady, the divine. The greatest respect and honor should be shown the eagle when it is seen in your vision. Seeing the eagle in a vision means the divine is watching you with approval.

**Fox** – Gives one the ability to know, it also bestows wit and helps one to be clever. It also gives us the ability to hang in there when it seems like all is lost.

**Hawk** – Bestows the ability to hear the Lord and Lady, also to have clairvoyant dreams and visions and to interpret them.

**Frog** – Clarity, removing what is unwanted in one's life. Also gives one the ability to hang in there when all is lost.

**Horse** – Is empowering to oneself. Brings the ability to understand folk medicine, and understand the teachings of one's ancestors. Helps one to walk to path of the healer.

**Lady Bug** – Good luck, prosperity, and wealth, hard work, and plans.

**Lizard** – Change, movement from one situation to another. Gives the ability to distinguish between real and false dreams.

**Mouse** – Analysis and organization, works to manifest. Shows us how small we are in the divines plan yet how powerful we are.

**Raven** – The keeper of all magick, guardian of spiritual teachings. Gives one the ability to look beyond.

**Roly Poly** – Playing, being protected, childhood.

**Scorpion** – Intelligence and strength, being intense and having depth, the ability to survive.

**Slug** – Carrying on, having no limits, being smooth and slow paced.

**Snail** – The comforts of home and warmth.

**Snake** – Transformation and medicine. The ability to leave the past behind and learn from its lessons.

**Squirrel** – Intellect. Knowing the circle of things has its beginning, middle, and end. Being prepared for a rainy day. Understanding that tomorrow must be prepared for.

**Skunk** – Teaches one not to worry about others opinions, and to stand your ground.

**Spider** – Education, the spider tells stories and is a trickster.

**Wolf** – The teacher, protector and warrior. The wolf tells you that you know, not think. The wolf tells you that you are a shaman, healer, Witch, Warlock. It is also the symbol of the parent.

## Chapter Nine: The Power of Wolfcraft Stones



**Agate** – Brings the Lord and Lady into your life. Brings good fortune. Helps get rid of bad luck, Soothes the nerves during stressful times. Gives strength and courage. Brings fertility, A powerful healing stone, especially bone marrow and allergies. Good for clarity and concentration. Helps to rid oneself of flaws, fear, and loneliness. A good jinx remover. Attracts peace and happiness. It is also said to bring victory in matters involving games.

**Amber** - Brings romance and love. Has the ability to attract spiritual forces to you. Can be used to help keep your boyfriend safe. It has magnetic like qualities. Helps families bond. Can help bring your soul mate to you. Aids in matters of humor and adapting. Can bring about success. Aids in legal matters. Enhances artistic abilities. Helps with hepatitis, cleanings, and childbirth. Promotes lust. Gives strength. Enhances ones instincts. Aids in overcoming obstacles. Alleviates depression and grief. Helps one to have a greater awareness of the inner or higher self. Also helps with one's memory.



**Amethyst** – Can be used to keep your boyfriend safe. Relieves fear and depression. Helps one attain a sense of direction. Helps one be able to forgive. Brings greater vision and powers of adaption. Has a calming effect because of its strong, protective powers. Helps in mediation, healing and the development of the intuition. Aids in the prosperity of business affairs. Protects one from illness. A good blood cleanser, as well as energizer. Good for eyesight. Gives inner peace. Attracts love and good luck. Used to prevent drug addiction and alcoholism. Provides protection against evil magick. Helps one to modify their eating habits in a healthy way. It encourages one to have awareness, and meditate. Brings balance and psychic abilities into one's life. Helps one to understand death. Gives one wisdom and the courage to ask the Lord and Lady to bring forth their life that lies ahead.

**Azurite** – Can be useful in keeping your sister safe. Brings attention, consecration, and clarification. Used to improve ones memory, Its effects are beneficial to marriages. Promotes longevity. Creates a positive vibration on the mental plane. Enhances instincts and telepathic abilities. Attracts higher love and the attention of great teachers. Brings knowledge, prosperity, and good health. Awakens sexual force and power. Enables one to forgive and bestows innocence. Helps bring about inner peace. Helps one to achieve expression of the spiritual. Enhances the flow of energy throughout the nervous system. Aids in the intake of oxygen. Helps develop self confidence. Good for the heart, swollen glands, bowel cramps, and inflammations.

**Beryl** – Aids in keeping your father safe. Attracts love and deep romance. Gives protection and hope. Can attract happiness, prosperity, and success. Improves memory and emotional balance. Used in the promotion of fidelity. Positive vibrations on the mental plane. Used to bring illumination, wisdom, and

inspiration. Can help one find their sense of direction. Used to encourage independence. Can allow for balance between consciousness and intuition. Provides protection from diseases. Can heal the heart.

**Bloodstone** – Brings friendship. Calms ones anger. Soothes flaring tempers. Protects against the evil eye as well as depression. Aids in attaining greater consciousness, harmony, and serenity. Removes jinxes. Enables one to forgive. Sharpens perception and enhances telepathic abilities. Eases stress both emotional and physical. Aids in conquering challenges in ones life. Awakens sexual force and power. Enables safe travel. Aids in legal matters. Oxygenates the blood stream. Helps to balance iron deficiencies. Benefits the bladder, adrenal gland, and helps with intestinal worms.

**Coral** – Considered to be one of the strongest of the protective stones. It protects against the evil eye, all negative spells, natural disasters etc... Keeps you safe during travel. Helps to guard against depression. Promotes tranquility and harmony. Increases perception. Empowers mental balance. Enables one to forgive. Promotes powers of imagination. Expands one's telepathic abilities. Helps one make good judgments. Possesses powers of attraction. Aids during challenging times. Brings forth longevity. Attunes one properly to nature. Useful during incantations. Helps with intestinal worm problems. Helps bladder problems, hepatitis, insomnia, and leg cramps.

**Diamond** – Attracts friends, power, and wealth. Reconciles fighting between friends. Symbolic of peace, opulence, and fidelity. Used for keeping friends safe. Attracts like qualities. Brings forth joy, love, and wisdom. Helps to locate things which are lost. Enables one to receive forgiveness. Promotes the truth and meeting of one's destiny. Imparts understanding of how to

overcome evil. Enhances one's confidence and dreams. Improves one's memory. Creates awareness of the inner or higher self. Opens the doors to and encourages achievement. Helps one attain individuality. Beneficial to marriage. Helps to maintain love and unity. Has healing properties of a high nature. Disperses negativity. Helps with the entire spectrum of the energies of the mind, body and spirit. Helps with kidney stones.

**Emerald** – Grants powers of precognition, and the ability to see into the future. Nurtures beauty and love. Sends all negative spells sent to you back to the sender. Can be used to help keep your sister safe. Used for safe travel. Enhances ones abilities of the mind, dreams, memory, imagination, perception, and telepathy. Has the power of attraction. Calms ones emotions, aids in the promotion of healing and tranquility. Can usher in awakening and consciousness. Enables forgiveness. Helps one have good judgment. Useful in meditation, and deeper spiritual insight. Useful during incantations. Used to protect one from danger. Can strengthen the immune system. Beneficial for the liver, leg cramps, swollen glands, kidneys, bladder problems, hepatitis, insomnia and eyesight.

**Garnet** – Used to attract purity, sincerity, and understanding. It may be used to keep your wife, mother and family safe. It provides abundance. Can increase ones intelligence. Used to encourage education, courage, and honor. Helps people overcome inferiority complexes. Used to enhance self esteem. Attracts forces of the astral, and great teachers. Used to promote the truth, understanding and healing. Used to balance peace and solitude. Opens the doors to the spiritual plane. Helps one to astral project. Enhances powers of clairvoyance and mediumship. Gives greater vision, psychic awareness, wisdom and dreams. Helps one accept and deal with death. Helps with constipation.

Fortifies and revitalizes the body systems, especially the blood stream.

**Gold** – Prosperity. Gold is good for attracting positive energy and a positive attitude. Brings forth a courageous nature in oneself and helps one to find opportunities.

**Hematite** – Used to keep your brother and home safe. Used to bring good luck to you as well as good health, higher love and money. Helps to foster lust. Helps one to overcome jealousy and anger. Used to provide comfort during times of grief. Used to foster strength, discipline and power. Attunes one of the God and Goddess. Helps to make ones dreams come true. Used to aid in balancing the energies between the mind, body, and spirit. Used to help increase one's psychic awareness. A useful aid during meditation. Used to help balance the emotions. Helps one resist stress. Is known to have a positive effect on the blood stream. Circulates oxygen throughout your body and is beneficial to those with bronchitis.

**Jasper** – Provides protection from pain and has the ability to guard one's independence. It is said to bring good fortune and protection from others controlling influence. Used to enhance one's confidence and understanding. Used to bring one greater destiny, truth, and monetary wealth. Can be used to locate lost people or objects. Helps one to overcome jealousy. Used to increase awareness of ones dreams. Is well known to bestow courage. It possesses strong healing qualities, especially for matters involving the physical body. Aids in soothing one's nerves. Benefits a queasy stomach, those with hearing problems, hemorrhages and emphysema.

**Jade** – This stone is said to protect one from evil spirits and disease, as well as bring good luck. It is known to enhance ones powers of the occult. It is said to bestow serenity and immortality. Used to keep ones wife and mother safe. Used to banish negativity. Used to balance the emotions. Known to encourage heroism and change. Used to promote idealism and beauty. Can increase fertility and longevity. Used to provide needed wisdom when evaluating problematic issues. Used to energize oneself. Brings forth healing, astral travel, meditation, and higher psychic abilities. Can be used to improve your concentration. Used in the encouragement of education. Beneficial to those with eye disorders, kidney stones and feminine discomfort.

**Lapis Lazuli** – Used to attract highly evolved, powerful spirits. Believed to endow one with extraordinary supernatural powers. Used to keep ones father safe. Used to attract good fortune. Can help bring about inner peace, happiness and tranquility. Used to heighten the instincts, concentration, and clarity. Used to promote success in matters of love. Fosters cheerfulness and self confidence. Enhances one's second sight. Excellent in matters of healing. A good aid in meditation. Bestows a greater awareness of one's inner or higher self. Opens the doors to the astral plane. Provides an overall sense of well being. Can help bring about illumination. Helps to bring about creative expression. Helpful in legal matters. Can be used to influence cosmic consciousness. Can help one during times of mourning. A good stone for releasing anxiety and tension. Can be used as a sleep aid and for cleansing. Helps one see through illusions. It is said to activate the thyroid gland. It is beneficial to blood circulation, childbirth, feminine discomforts and digestion.

**Moonstone** – Known to protect love, and for inspiring tenderness in passion. Used to keep your sister safe, and have safe travels,

especially on water. Used for powers of attraction, cleansing, good fortune and protection. Known to attract harmony, tranquility, and telepathic abilities. Arouses passion of a tender nature. Brings forth happiness. Aids in the unlocking of feelings, aligns and balances emotions. Enhances one's perception and judgment. Enables one to conquer challenges. Lightens one's anxiety and stress. Useful during meditation. Activates dream awareness, greater consciousness, second sight, and awakening. Good for healing matters of the stomach. Beneficial to feminine discomfort, leg cramps, swollen glands, insomnia, bladder problems and adrenal glands. Brings forth a new beginning and hopefulness.

**Obsidian** – Used to keep one's husband safe. Known to have a positive influence on one's family. Enhances one's sense of discipline. Promotes fidelity and integrity. Maintains one's focus. Connects and balances one's mind and emotions. Attracts great teachers. Brings a higher love to its wearer. Increases one's concentration and inner vision. Provides one with strength and wisdom. Reflects one's flaws and helps to determine what is necessary to make changes. This stone has a small amount of masculine energy within it. Beneficial to the stomach, intestines and heart. It can be used for protection, to help with reflecting on ourselves and life, it aids in fulfilling one's goals and brings forth growth within. It is also known to aid one in becoming in touch with their own feelings.

**Onyx** -Helps to foster inner truth, confidence, understanding and friendship. Aids in providing wealth. Opens the doors to the dream world. Removes nightmares. Encourages one's individuality and greater joy. Stimulates the balancing of emotions and self control. Helps one to achieve their destiny. Can be used to relieve stress. Also used in cleansing.

**Opal** – A mystical stone said to bring good luck and extra powers of the mind to those that wear it. It is considered dangerous to wear if you are not in tune with its energies. Used to keep one's father safe. Has powers of attraction. It is symbolic of faithful love. It can be used to encourage faith and truth. Can be used to overcome mood swings, confusion and negative attributes. Used to balance the emotions. Used to bring happiness, success, and prosperity. Enhances one's memory and intuition. Can be used to foster confidence. It is used to help settle disputes. Used to promote friendliness. Helps one to respect their own body as a temple of the Lord and Lady. Helps protect one from illness. Helps in accomplishments. Attracts the forces of the spiritual. Can be used to cleanse the aura. Beneficial to eyesight, hemorrhages, headaches and asthma.

**Quartz** – Used to keep your brother safe. Used for safe travel. Has the powers of attraction and receives like qualities. Used to bring good fortune, health, and prosperity. Very good for meditation and spiritual development. Promotes confidence in oneself. Eases depression. Used to enhance one's instincts, imagination, telepathy and dream perception. Balances one's emotions. Brings forth love and harmony. Used to encourage perseverance and patience. Can be used to impart psychic vision and illumination. Provides a good sleep. Can be used as an aid in concentration and meeting and overcoming challenges. Used to activate, receive, store, transmit and amplify energy. Stimulates one's thought forms. Beneficial to hemorrhages, emphysema, and eyesight. Increases the power of prayers as well as wishes.

**Rose Quartz** – Used to keep one's friends and family safe. Helps to eliminate guilt, anger, resentment, jealousy, fear and jinxes. Eases imbalances of an emotional and sexual nature. Helps one to overcome flaws, depression and loneliness. Can provide understanding and direction. Used to bring good will,

cheerfulness and harmony. Adds warmth to relationships. It is a good stone for marriage. It conveys a sense of honor and increases fertility. Can be used to enhance concentration, creativity, imagination and self confidence. Helps to induce mediumship. Brings tranquility to oneself. Can be used to reduce tension and stress. A powerful aid when seeking clarity of vision. Beneficial to the heart, eye ailments, allergies and bone marrow.

**Ruby** – Used to keep your boyfriend safe. Is helpful in transcending negativity, denial and jealousy. Used to gather and amplify energy for improved mental concentration. Can bring forth inner peace, health, power and good fortune. Used to encourage bravery. Can help to develop self esteem. Brings forth knowledge through literature and spiritual wisdom. Used to enhance desire. Can aid in access to cosmic consciousness. Used to attract the Lord and Lady. It is good for cleansing and healing. It can revitalize the body and mind. It is beneficial to the reproductive organs, blood, circulation, childbirth and the immune system. This stone possesses qualities of courage, power and loyalty. Ruby is known to focus occult energy. It protects its wearer from trouble. It also aids in matters of love and passion.

**Sapphire** – This is a stone of Witchcraft and occult power. It is known to have energies of peace and gentleness. It is a good stone for obtaining justice and finding truth. It is used to keep ones mother and wife safe. It dispels negativity. It is helpful to overcome an inferiority complex. It can bring change and energy. It stimulates psychic abilities and clairvoyance. It fosters peace of mind, promotes education and wisdom. It can expand the mind towards expression, generosity, intuition, and beauty. This stone aids access to the spiritual plane. It is a powerful healing stone. It is beneficial to the heart and kidneys. It is good for constipation, fevers and activating the pituitary gland.



**Sardonyx** – Known for its protective abilities against others spells and incantations. It is also known to improve the wits of those that wear it, and bestow warmth and precision. Used to keep your boyfriend safe. Can be used to attract friends. Also used to draw your soul mate into your life and bring good fortune. It provides happiness in your marriage, strength and a delight in living. It is used to encourage family bonding. It fosters humor and enthusiasm. It can summon spiritual forces. It is a powerful cleanser. It is beneficial to digestion.

**Silver** – Brings forth the vision state, hopefulness and is used for grounding.

**Tiger's Eye** – Brings forth clear thinking, courageousness, and amplifies one's willpower. It is an empowering stone.

**Topaz** – This stone is said to protect warriors. It also has the ability to banish negative spirits and other magician's spells. It may also be used to divine for water and treasure. Used to keep your friends safe. It is helpful in locating people, places and objects. It stimulates ones dreams, psychic perception and creative powers. It is known to dispel fear. It can enhance ones confidence, individuality, desires, and understanding. Helps one to become prosperous and achieve their destiny. Can be used to provide clarity when making decisions. It can banish negativity and replaces it with joy and love. It can bring awareness, warmth, inspiration and knowledge. It is said to detoxify the body, revitalize the metabolism, benefits the thyroid gland, and tissue regeneration.

**Turquoise** – This stone is said to bring love and courage to it's wearer. It protects one from violence. It is also considered a tension reliever. Used to keep one's husband safe. It is used to

encourage family bonding. It can be used to promote love, trust, kindness, and innocence. It is said to empower artistic traits. It provides attention, discipline and understanding. It is a good cleanser. Believed to strengthen and tone the body. Can help one get in touch with their higher self and greater love. Brings forth enthusiasm. Said to stimulate tissue regeneration, revitalize blood and the nervous system. It is beneficial to circulation, bowel cramps, lungs and the respiratory system. Helps one to become empathic, it a good stone for general healing and transformative energies. It is known to make one more emotionally sensitive and appreciative of nature and the earth.

**Zircon** – This stone is said to bring fame and fortune. It is a wishing stone. It is also said to protect against natural disasters and accidents. It is used to keep your sister safe and to have safe travel. This stone has the power of attraction and to protect from danger. It is said to empower the mind, imagination and perception. It helps with balancing the emotions and self esteem. Is said to overcome suspicion and sadness. Said to enhance tranquility, telepathy and harmony. Brings forth awakening. Helps promote forgiveness. Brings balance to the pituitary and pineal glands. Helps one to respect their own body as a temple of the Lord and Lady. It is a general healing stone. Said to give one a sound night sleep. Its properties are similar to the diamond and quartz. It is beneficial to the bowels, adrenal glands and helps with intestinal worms.

## Chapter Ten: Magical Baths of Wolfcraft



Magical baths are used to removed unwanted spiritual influences and vibrations from your aura, and to infuse your aura with the desired spiritual influences and vibrations.

When taking magical baths it is important to remember to keep the water as cold as you can possibly stand. Also the water must be exorcised of any negative influences before use. To do this place the point of your wolf warrior's knife into the water and say:

*From thee, O water all evil banished be,  
I invoke in you, positivity, and purity, upon you blessings be,  
In the name of the Lord and Lady.*

Also remember never to use soap or shampoo etc... when taking a ritual bath it defeats the purpose. You should also allow yourself to air dry rather than use a towel. But if you must use a towel lightly dry yourself with a clean white one.

A ritual bath should last a total of nine minutes. Every three minutes you should totally immerse yourself under the water. When you are not immersed you should pour the water over yourself and chant while imagining that a pure white light is coming down from the sky. Imagine it totally surrounding your entire body, and extending out into your aura. Visualize this light

cleansing and empowering you.

Various Witches and Warlocks have their own method of making the mixtures for ritual baths. Please remember you may make a bath salt out of any of these mixtures by simply adding them to a mixture of Epsom salt and baking soda.

### Purifying Baths

Use this bath before performing any theurgy if you feel weighed down by a lot of negative energy.

Items needed:

1. 5 drops of frankincense oil
2. 5 drops of myrrh
3. 5 drops of vervain
4. 5 drops of hyssop
5. 5 drops of basil

Add these drops to the water and stir it all together in a clockwise direction. Now take the magical bath and chant:

*Magick oils full of power,*

*Banish all negativity,*

*Cleanse and purify me.*

This next bath uses only 5 drops of frankincense oil. It will not only purify you but also uplift your spirits and give you a boost of energy. I recommend this only for Warlocks as frankincense is associated with masculine energy. Witches should substitute frankincense with myrrh as it is a feminine oil.

To begin add five drops of the frankincense or myrrh oil to the bath water. Stir it in a clockwise direction. Now being taking the bath and chant:

*Magick oil work so well,*

*Cleanse, purify, let positive energy swell.*

This next bath uses only hyssop and should be used after performing rites of black magick to cleanse yourself of any negativity that might have gotten into your own aura.

Start by adding 13 drops of hyssop to the bath water. Stir it in a clockwise direction. Begin taking the magical bath and chant:

*Hyssop remove my negativity,*

*Wash and purify me.*

#### Protection Bath

This bath is used to protect yourself from all magical and psychic attack. For a short time it will render you total invincible but not for ever.

Items needed:

1. fiery protection oil
2. Salt

Add thirteen drops of the fiery protection oil to your bath water and a cup of salt. Stir in the mixture in a clockwise direction. Now take your magical bath and chant:

*Fiery protection around me is cast,*

*Sanctuary, protection and safety around me be.*

#### Second Sight Bath

This bath should be used before consulting an oracle or divination device. Be sure you wash the back of the neck meticulously to allow for a more open channel between you and the spirits you are speaking to during the divination.

Items needed:

1. 9 drops wormwood oil
2. 9 drops mugwort oil
3. 9 drops rue oil

Stir this mixture into the water with your dominate hand in a clockwise motion. Take your magical bath and chant:

*Magick oil open mine eyes,*

*Reveal things to me through my second sight.*

#### Four Elements Baths

This bath requires a mixture of oils. It is used to balance yourself. It can also be used to remove deceit from others and yourself.

Items needed:

1. 9 drops patchouli oil
2. 9 drops anise oil
3. 9 drops angelica oil
4. 9 drops chamomile oil

Add this mixture to the bath water and stir it, with your dominate hand, in a clockwise motion. Take your magical bath and chant:

*Fire, Water, Air, Earth protect me in this magick night,*

*Fire, Ware, Air, Earth encircle me with your divine light.*

This second bath does basically the same thing but adds the element of spirit thus enhancing your spirituality and giving you an more uplifted feeling.

Items needed:

1. 9 drops of wiccan alter oil

Stir the oil into water, with your dominate hand, in a clockwise direction. Take your magical bath and chant:

*Elements of the Pentacle around me be,*

*Balance, protection, spirituality grant to me.*

## Curse Breaking Baths

This first bath must be performed by nine days in a row.

Items needed:

1. 9 drops of uncrossing oil

Add your nine drops to the water and stir the oil in, with your dominate hand, using a clockwise motion. Take your magical bath and chant:

*Oil of power uncross me,  
Free me from all negativity.*

This magical curse breaking bath requires that you shower or bath again with fresh clean water after you have taken your magical bath.

Items needed:

1. 9 drops frankincense oil
2. 9 drops rosemary oil
3. 9 drops sandalwood oil
4. 9 cloves

Add the mixture to the water and stir the oil in, with your dominate hand, using a clockwise motion. Take your magical bath and chant:

*Hexes, Curses, and that which crosses me,  
May all your evil from me banished be.*

This one requires that you take a magical bath for seven consecutive days.

Items needed:

1. 7 drops of van van oil

Add your seven drops to the water and stir the oil in, with your dominate hand, using a clockwise motion. Take your

magical bath and chant:

*Through the power of this van van's magick,*

*All curses against me broken be.*

### Psychic Invisibility Bath

This bath should be taken when you are performing magick on others and to do wish for them to discover you actions through their divination's.

Items needed:

1. 9 drops winter fern oil
2. 9 drops mistletoe oil
3. 9 drops poppy seed oil
4. 3 drops of pine essential oil

Add your oils to the water and stir the oils, with your dominate hand, using a clockwise motion. Take your magical bath and chant:

*Powers of the God and Goddess cloak all that I do,*

*May I be hidden from those with second sight.*

### Love Attracting Bath

If this bath when casting love spells of any sort.

Items needed:

1. 9 drops of Lavender oil
2. 9 drops of rose oil
3. 9 drops of rosemary oil

Add your oils to the water and stir the oils, with your dominate hand, using a clockwise motion. Take your magical bath and chant:



*Love and sex I bind to me,  
Love and sex to make me happy.*

### Water Element Bath

Use this bath to infuse your aura with more water element to bring balance into your life.

Items needed:

1. 9 drops of Chamomile oil
2. 9 drops of geranium oil
3. 9 drops of sandalwood oil

Add your oils to the water and stir the oils, with your dominate hand, using a clockwise motion. Take your magical bath and chant:

*Nixsa King of the undines,  
Great western elementals of water empower me.*

### Fire Element Bath

Use this bath to infuse your aura with more fire element to bring balance into your life.

Items needed:

1. 9 drops of Orange oil
2. 9 drops of juniper oil
3. 9 drops of frankincense oil
4. 9 drops of basil oil

Add your oils to the water and stir the oils, with your dominate hand, using a clockwise motion. Take your magical bath and chant:

*Djinn king of the Salamanders,  
Great southern elementals of fire empower me.*

## Earth Element Bath

Use this bath to infuse your aura with more earth element to bring balance into your life. Or simply to ground yourself after casting spells.

Items needed:

1. 9 drops of patchouli oil
2. 9 drops of cypress oil
3. 9 drops of vetiver oil

*Ghobb king of the gnomes,*

*Great northern elementals of earth empower me.*

## Air Element Bath

This bath is used to bring more air element energy into your aura. It is very useful in aiding mental and intellectual endeavours.

Items needed:

1. 9 drops of lavender oil
2. 9 drops of rosemary oil
3. 9 drops of mint oil

Add your oils to the water and stir the oils, with your dominate hand, using a clockwise motion. Take your magical bath and chant:

*Paralda king of the sylphs,*

*Great Eastern elementals of air empower me.*

## Magical Eye Bath

A lot of Witches and Warlocks use eye drops made from a herb called eye bright to aid in their ability to see the

psychic/spiritual world. The only problem with this is that it is known to cause pink eye! Because of this I use Chamomile tea.

To do this simply make a small cup of Chamomile tea and allow it to cool down enough to put into your eyes. Now simply drop a little or even rub some into your eyes and also on top of your eye lids. In case you are wonder yes this does work. I have used it myself and you can see the vibrant spiritual colors that are always around you but not visible when you have not used this eye wash.

### Magical Moon Bath

1. 8 drops sandalwood oil
2. 8 drops lotus oil
3. 1/8 teaspoon powdered orris root

Add your oils to the water and stir the oils, with your dominate hand, using a clockwise motion. Take your magical bath and chant:

*Magick of Moon come to me,  
By the powers of the number three,  
As I will, so mote it be.*

### Bath of the Wolfcraft Shaman

1. 3 drops verbena oil
2. 8 drops rose oil
3. 2 drops cedar oil

Add your oils to the water and stir the oils, with your dominate hand, using a clockwise motion. Take your magical bath and chant:

*Powers of shaman,  
Come thou unto me,  
In the name of the wolf,  
So mote it be.*

### Venus Love Spell Bath

1. 4 drops rose oil
2. 4 drops synthetic musk oil
3. 8 drops jasmine oil
4. 4 drops lavender oil
5. 4 drops frangipani oil

Add your oils to the water and stir the oils, with your dominate hand, using a clockwise motion. Take your magical bath and chant:

*Goddess of love,  
Pour your cloak over me,  
embrace my aura and let love be,  
by the sacred power of the number three,  
As I will, so mote it be.*

### Oracle of Egypt Bath

1. 6 drops patchouli oil
2. 2 drops cinnamon oil
3. 3 drops acacia oil
4. 8 drops sandalwood oil

Add your oils to the water and stir the oils, with your dominate hand, using a clockwise motion. Take your magical bath and chant:

*Powers of Egypt,  
Oracle of Thoth,  
Give me now the second sight,  
On this sacred moon light night,  
So mote it be.*

### Blessings of the spirits bath

1. 8 drops violet oil
2. 8 drops wisteria oil
3. 4 drops ylang ylang oil
4. 4 drops sandalwood oil

Add your oils to the water and stir the oils, with your dominate hand, using a clockwise motion. Take your magical bath and chant:

*Positive spirits come onto me,  
Magick bath and spirits work to bring blessings unto me,  
By the powers of the number three,  
As I will, so mote it be.*

### The fantasy love bath

1. 8 drops honeysuckle oil
2. 4 drops patchouli oil
3. 8 drops rose oil

Add your oils to the water and stir the oils, with your dominate hand, using a clockwise motion. Take your magical bath and chant:

*Love love come to me,  
Like a magic fantasy,  
May our love be,  
So mote it be.*

### Flaming circle love bath

1. 8 drops violet oil
2. 4 drops synthetic musk oil
3. 4 drops rose oil

Add your oils to the water and stir the oils, with your dominate hand, using a clockwise motion. Take your magical bath and chant:

*Flaming fire of desire surround me,  
May lust and love be drawn to me,  
By this my spell,  
As I will, so mote it be.*

## Chapter Eleven: Wolcraft Deity Prayers and Offerings



### Prayer

You should talk to and pray to your patron deities on a regular basis. Prayers should be sincere and from the heart. A good time to pray is when you are leaving offerings.

### Offerings

Offerings should be left to your patron deities on a regular basis, about once a week is good. Good general offerings are things like: a bowl of flour, water, fruits, milk, etc... There are however other types of offerings and specific offerings to be left to certain types of deities.

### Sacred Space Offerings

These offerings are left in locations considered sacred to the specific God or Goddess you are leaving it for. These types of offerings are left to strengthen the connection between yourself and your patrons. Food offerings are best for this type of offering. You should make sure to place this food on a nice plate or dish rather than just throw it on the ground as if the deities were dogs. You may also simply leave them before a shrine you have set up in your home to your patrons.

## Buried Offerings

These are given to deities of the underworld. These offerings are buried in the ground, placed in tree stumps, caves, mines etc.. They may be of anything, milk, water, wine, food, material objects and possessions.

## Burnt Offerings

This type of offering is burnt on an altar. They are things such as: incense, wood, and possibly food. As you burn the offering on your altar you should chant:

*Offering burn so well,*

*May success in (purpose for giving the offering) be granted,*

*O Lord and Lady,*

*May roads be opened and success be upon this my quest.*

Preferable this type of offering should be left on an altar outside, as they are mostly left to deities of the Upper World. Also when you say your prayer to the deities you should place both hands upon the altar.

## Offerings for Specific Types of Deities

Upper World Gods and Goddesses:

White colored foods, fruit nectar, wood (especially from sacred trees) pearls, crystals, general white objects, and anything sculpted which is sacred to the particular God or Goddess.

Middle World Gods and Goddesses:

Cooked food. Give the first serving of your meal to your patrons. They also enjoy offerings of jewelry.

Underworld Gods and Goddesses:

Fava beans, eggs, any kind of meat, bread, pomegranates, black stones, coins, flowers etc...



## How to tell if an offering is accepted

As far as food offerings are concerned the general rule is: an offering which has been accepted will have dried and shrunk slightly. If your offerings have rotted then your patrons did not accept your offering.

As far as other offerings you need to ask your patrons for a sign they have accepted them. To do this pray:

*If thou hast heard mine prayer,  
Then grant me a sign in three days time,  
Show me in the form of (ask for a specific type of sign to be  
shown to you.)*

The type of sign you ask for should be something natural like: an owl hooting, seeing a bolt of lightning etc...

## Statues and Worship

First and foremost it must be understood that statues are used in worship, not worshiped. A deity statue is a link to that deity. When you pray before the statue, kneel before it, leave offerings to it, you are actually praying, kneeling, and leaving offerings to the deity not the statue.

In order for a deity to descend into the statue you must use the proper incense, oils, candles, colors etc... for the deity of the statue. This makes the atmosphere of your ritual area more easy for them to attend.

Also you should leave your offering at the feet of the deity statue and pray sincerely for it to descend and also to accept your offering.

Given this knowledge and your knowledge of spell work you should easily be able to craft your own ritual to empower a statue. Just remember to have everything possible connected to the God or Goddess possible and plenty of sincerity. I would give a simple ritual for you but because each deity is different it just

wouldn't be effective.

## Pagan Prayers

Prayer to bring lovers into one's life:

*O thou Lord and Lady of this mine craft, I pray you to bring love and lust unto me from those around me which I am aroused by. I thank thee for the love and lust within myself and which others have for me. So mote it be and blessed be.*

Prayer for protection and to remove fear:

*I fortify myself with the strength and power of the Lord and Lady, I humbly ask that your will would be to protect me from all evils which might seek to avail me. I ask for your strength to ease my worry and remove mine fear, for I know that you O great God and Goddess have the power to turn all evil, set against me, to my favor. This I pray by the power of three, so mote it be. Blessed be my Lord and Lady.*

To gain power over those that would harass you

*O Lord and Lady of this mine craft, thou whose wisdom is greater than mine. I ask that you would stop those which seek to harass me. I ask that you would grant me the wisdom to know when and when not to fight. And let not my heart become bitter towards those that do me wrong, but be filled with love despite those who send me hate.*

To bring forth good fortune and prosperity

*O Lord and Lady, I pledge my faith, trust, and service unto you. I ask that you would protect your devotee and allow me to prosper in everyway which you see fit. May I see the fruits of my labor and be granted a better life than that which I have now.*

To bring peace into a home

*Lord and Lady bless this my home, and grant peace and serenity to all who dwell herein. Remove from me every foul impurity which disturbs the peace of this home. Come upon us and bind us with love, trust, peace and honor.*

Prayer for wishes to come true

*Lord and Lady open mine eyes, I ask in faith to you that you would open my eyes to that which is the solution to gaining that for which I wish.*

Seven Day Devotional Prayers

These prayers should be used as a daily devotion along with lighting a white candle, on your alter, before prayer. They may also be used as a type of sacrificial devotion in exchange for something you desire the Lord and Lady to help you with.

To perform this type of devotional first write out what you want on some parchment then simply light a white candle on your alter, seven day candles are best. In the morning place your request beneath your white candle. Now focus on why you are performing this seven day devotional. Then kneel and place your hands upon the alter and say the prayer for the appropriate day. If you are using a votive or small candle, you may extinguish the flame when you are done, or allow it to burn down, using a new candle everyday. Do the same in the evening only pray your own

prayer to the Lord and Lady asking for aid in that which you desire. You may start this devotional on any day just make sure you do it for seven days.

**It is also a good idea to anoint your forehead with frankincense and myrrh before prayer. using an incense conductive to your working is not a bad idea either. Incense however are not required for this type of spell.**

Some believe you should use a different color candle for each day. If you choose to follow this method here are the most agreed upon colors for each day:

Sunday – yellow

Monday – white

Tuesday – red

Wednesday – purple

Thursday – blue

Friday – Green

Saturday – Black

Remember however a white candle is perfectly fine to use everyday for this type of spell.

The daily prayers:

Sunday

*Blessed be the earth, nature, the elements, and the Gods and Goddesses. Let me spend this day well in thy service and stray not from thine will.*

## Monday

*Lord and Lady keep me clean and pure, May my mind always be upon you and thy will. May I not spread lies and practice deceit that you may give unto me your blessings.*

## Tuesday

*Have mercy upon me for my weaknesses Lord and Lady. Grant me increased strength. if need be to handle the demands of life. For I know all power is thine.*

## Wednesday

*Lord and Lady give my spirit and soul sanctuary, strengthen my spirit, purify my heart and renew my soul. Deliver me from my shame and guilt. Shine your divinity forth unto those which are just and upright as I pray yeah would help me to be so.*

## Thursday

*Hear me O my God and Goddess, for my heart has grown tired. Restore my faith in you when it becomes weak. I ask for thine aid as my faults are known by you. Protect me from those that seek to direct their hatred unto me. For with thee is the power of creation, and through thine divinity so to, do we become divine.*

## Friday

*My Lord and Lady help me to love those whom care for me, to show kindness to those which would see my end, and to maintain a gentle tongue. I ask that you would allow me to have an open mind and heart filled with knowledge and wisdom. For there are many blessings for those who trust in and follow thy will.*

*Saturday*

*Blessed be O Lord and Lady, my protectors and sanctuary. I know  
that you shall render justice to all, forgive the faults of thy  
servants, and heal those which have been injured for thy glory.*

## Chapter Twelve: Miscellanies Wolfcraft

### Scrying Aids

Add some mugwort to a bottle of wine and let it sit for 9 days during the waxing phase of the moon. Afterwards use a cheesecloth to strain out the wine from the mugwort. Drink a little of this wine whenever scrying for enhanced second sight.

Make a tea of mugwort and wash your scrying device (crystal ball, black mirror, mirror, crystal etc) in the mugwort tea. You may also drink this tea with a little honey to enhance your divination powers.

When scrying trying burning some acacia as this stimulates ones psychic centers. Because of this messages from the spirits are easier to receive and are more easily understood.

### Scrying

Scrying is a practice used to channel ones second sight. It allows the Wolfcraft practitioner to see into the past, present and future by gazing intently into a semi reflective object or surface. Things such as crystal balls, black mirrors, milk inside of your chalice etc... Let us discuss a few scrying device and how to go about using them:

#### Crystal Ball

Your crystal ball should have no imperfections in it whatsoever, scratches, nicks etc... It may be of any color not just clear. Remember the color guide you used earlier when selecting your crystal ball! You should rest it on a black surface, a black alter cloth will do the job easily. This is done so that you do not see any distractions around the crystal ball and are able to focus properly on the scrying device. When using a crystal ball you should work by candle light, preferably just one candle. You should also remember to place this candle so the flame does not

reflect inside the crystal ball. You should also rub some fresh mugwort onto your crystal ball to strengthen it's powers. You should also take the crystal ball out into the light of each full moon to charge and empower it. This empowering by the full moon may be as simple or ritualistic as you wish. Below is a small ritual you may use to empower your crystal ball with the powers of the full moon:

Take your crystal ball out into the full moon light. Make sure your passive hand is on the crystal ball and begin to pull the energies of the full moon into it through your passive hand. As you do this say:

*O thou Goddess of the moon,  
Empower this my scrying device,  
Ball of second sight work so well,  
Show me many stories you have to tell,  
Empowered by the Goddess's moon light be,  
By the sacred power of the number three,  
As I will, so mote it be.*

You should anoint your temples and third eye with sandalwood oil or psychic power oil just before a scrying session. Always remember to work within a cast circle, and to say a small prayer to the Lord and Lady for aid in your scrying session before you begin. To begin scrying in your crystal ball relax yourself, your body, mind and spirit. Now look into the ball. There is no need to worry about blinking or gazing into it with a “your a dead man” type star. Just simply look into the ball. Keep the mind empty and continue looking. After about two to ten minutes the ball should begin to fill with white mist, smoke, or clouds. This mistiness will grow and eventually fade leaving behind a picture or images. These pictures may be still or moving like a motion picture. They may be of the past, present or future and possibly symbolic or literal. Use your intuition to know which and the



meaning.

In the very beginning you will not have a lot of control over what you see. If you are seeking specific information clear your mind and meditate on that matter for a moment then say:

*Ball of crystal made so well,*

*Show of this specific tale.*

You may see nothing for a while but continue to try and with enough practice you should become adept at the art. **Never scry for more than 10 minutes at a time while learning, whether you see anything or not.**

Your crystal ball should never be touched by sunlight and covered in black cloth when not in use.

#### Black Mirror

A black mirror is a mirror which instead of a reflective surface has a black glass surface. It is used and cared for in the same way that a crystal ball is.

#### The Chalice

Oddly enough the chalice may also be used as a scrying device. To do this fill the chalice with milk and go to a place where there is moonlight. Look into the image of the moon inside the chalice and hum an ancient folk tune (Celtic tunes from the old days of the Craft etc...) As you do this images will begin to appear. Use the same methods used in crystal ball scrying to gain specific information.

## The Evil Eye

The evil eye or Malocchio is a powerful way of transmitting negative energy to someone for the purpose of jinxing them. Shown below are methods of both giving someone the evil eye and removing the evil eye, either from yourself or someone else.

This is a very easy and simple curse hand sign that may be pointed at someone and used to project negative psychic energy at them. Begin by pointing the hand sign below at your victim. Now focus on projecting as much negativity towards your victim as you can, through both your eyes and your hand sign.



To remove the evil eye first you need to divine if your negative circumstances are because of the evil eye or some other cause. To do this place three drops of olive oil on top of each other in a bowl of water. If the drops separate or smear together then the evil eye is to blame for your misfortune. If, however, the drops remain together than your negative circumstances are natural and not the result of evil magick.

To remove the Malocchio from yourself or someone else you will need:

1. Two sewing needles.
2. Salt
3. Scissors

Take the sewing needles and put one tip threw the eye of the other and chant:

*Eyes of evil,  
Eyes of doom,  
Your evil shall return soon,*

*Your eyes burst o so well,  
Your eyes shatter with this my spell.*

Now drop the needles into the water onto of the oil. Sprinkle approximately three pinches of salt upon the water. Now take the scissors and thrust them into the oil drops three times. Now you must cut the air above the bowl three times and the evil eyes link to you is broken.

### The Hand of Glory

The hand of glory is reputed to be one of the most powerful controlling spells used in modern times.

Some people choose to make the hand out of modeling clay and then paint it red. I however like to make mine out of melted red candles and put a small amount of the appropriate oil into the wax. As the wax begins to dry you will need to make a candle holder in the palm of the hand. To do this simply insert the candle partially into the palm and leave it there while the wax dries. Once the wax is dry enough cut out a hand shape from the wax and take it out of the pan you melted it in. After you have created the wax hand you should place any tag locks you have of your victim into the hand. To do this simple cut some wax out place the tag lock in and seal the hole up with wax. If you choose to make yours of clay them simply work the tag locks into the clay as your sculpt it.

Now you will need to a place a black candle in the “candle holder” palm of the hand of glory. Make sure to dress it in the appropriate oil such as: Confusion oil to bewilder and perplex. Controlling oil to make one submit to your wishes. Voodoo oil to bring pain and distress. Crossing oil to curse, hex and jinx.

Burn this candle for 10 minutes at midnight for seven consecutive nights. While you burn the candle stare into the blue part of the flame and project what you wish to happen to them into it as well as envisioning it in the flame.

### To Win Back a Lover

Place some Damiana in a votive candle holder and anoint a red candle with rose or come to me oil. Next place the candle in the candle holder and sprinkle some Damiana on top of the red candle. Light the candle and allow it to burn all the way down. This works best on a Friday at 1:00 am and 8:00 AM or 3:00PM and 10:00PM during the waxing phase of the moon.

### For Legal Protection

Place some cinquefoil in the bottom of a votive candle holder. Dress an orange candle in cinquefoil oil and place the candle in the votive candle holder. Now sprinkle some cinquefoil on top on the orange candle and light it while chanting:

*Legal protection come to me,  
Judge of justice be for me.*

This spell should be done on a Sunday during the waxing phase of the moon.

### Cleansing Incense


This incense mixture is used to clear away unwanted spirits. It is particularly usually in the removal of spirits of the dead. However it may be used to remove any unwanted entities which may be around.

1 tbsp. Cinnamon

1 tbsp. Benzoin

A pinch of Frankincense

## Meditation



This method of meditation has proven to work best for me over the years. This method is a combination of Buddhist Bhavana meditation and Witchcraft meditation. I have mixed these two methods because when combined your overall experience is much more powerful then just using one or the other.

### The Goal of Mediation

It is often said that the goal of meditation should be inner peace. While this is true in Buddhism it is only partially true in Witchcraft. Meditation is an excellent way to gain inner peace, but it also develops ones psychic powers to an extremely powerful level. The later is the predominate reason Witches and Warlocks meditate. I once spent a year meditating anywhere from 30 minutes to an hour everyday and I can attest to the power of this sacred spiritual exercise, as my psychic abilities more than tripled. I say this only to encourage you, not to brag. Meditation also places you in contact with your higher self, as well as the Lord and Lady.

### Posture for Meditation

Contrary to popular belief one does not have to be able to sit in full lotus position or even cross legged to meditate successfully. Sit however is comfortable to you. You may even sit in a chair if you wish. Hand position is very important however. To contain the cosmic energies, inside your own body, you generate during meditation you should hold your left hand in your right hand as in the picture below.



### Time to Meditate

You should perform meditation during the same time, everyday preferably, however many individual's schedules will not allow for this and that is acceptable.

### How To Meditate

Begin by going to a quite area. Anoint your temples and third eye (one inch up from your brow line) with sandalwood oil or psychic power oil. Sit down and close your eyes. Take three deep in and out breaths. Now focus on breathing in and out evenly. Now focus on your body. Are there any tense areas in your body? If so relax them. Continue this process until your entire body is relaxed. Now focus upward and inward (one inch above your brow line, and one inch deep inside your skull.) Allow your consciousness to go as deep as possible into your third eye. Do not fight any sensations or instinctive impulses that may come to you, simply give yourself over to them. If any thoughts arise simply allow them to dissipate on their own. **Do not** use the conscious mind to try to fight them off. Instead make peace with them and they will leave.

### Ending a Meditation Session

When you feel you have meditated long enough pull your consciousness out of your third eye. Focus on breathing evenly and smoothly for a few minutes. Now sense for any tension once again. Relax those tense area. Take three deep in and out breathes and open your eyes. Your meditation has ended.

## Making Consecrated Water

Traditionally consecrated water is made by mixing 1 cup of sea salt to a gallon of water. You should then pray the following:

*O Lord and Lady may all who are enemies dissolve as this salt dissolves into the water.*

## Online Occult Suppliers

<http://www.luckymojo.com/>

<http://www.azuregreen.net/>

<https://www.wisdomproducts.com/>

<http://www.somaluna.com/>

<http://www.healingcrystals.com/>

<http://www.thecurioandcandleshop.com/>

<http://lucky13curio.com/>



### *Bibliography*

*Portions of Witchcraft step by step and the little book of folk magic and witchcraft reprinted and or revised with the author's/publisher's permission for this book.*

*Johnson, Christopher. Witchcraft Step by Step: Star Blade Publishing, 2012.*

*Johnson, Christopher: The little book of folks magic and witchcraft: Star Blade Publishing, 2012.*

*Plaisance, Monte. Scrolls of Manetho: IAPOS Press, 2012.*

*Plaisance, Monte. Reclaim the Power of the Witch: Red Wheel/Weiser, LLC. 2001*

*Grimassi, Raven. Italian Witchcraft: Llewellyn Publications, 1995 and 2000.*

*Riva, Anna. The Modern Witchcraft Spellbook: International Imports, 1972.*

*Jim, Papa. Herbal Magic Workbook: Original Publications, 2001*

*Malbrough, Ray. Charms, Spells & Formulas: Llewellyn Publications. 1982.*

*Cunningham, Scott. The complete Book of Incense, oils & Brews: Llewellyn Publications, 1989.*

*Conway, D.J. Moon Magick: Llewellyn Publications, 1995.*

*Moondance, Wolf Rainbow Medicine: Sterling Publishing Co., 1994*

*Riva, Anna Candle Burning Magick: Indio Products, 1980*

*Malbrough, Ray. Charms, spell & Formulas: Llewellyn Publications, 1982.*

*Petro, Robert. The Mystery if the Talking Stone. WindSpirit Publications. 1999.*

*Conway, D.J. Dancing with Dragons. Llewellyn Publications, 1994.*

*Buckland, Raymond. Coin Divination: Pocket Fortune Teller: Llewellyn Publications, 2000.*

*Kraig, Donald. Modern Magick: Llewellyn Publications, 1988.*

*Buckland, Raymond. Scottish Witchcraft & Magick: The Craft of the Picts: Llewellyn Publications, 1991.*

*Buckland, Raymond. Practical Candleburning rituals: Llewellyn Publications, 1970, 1976, 1982, 2004.*

*Angeles, Ly De. Witchcraft: Theory and Practice: Llewellyn Publications. 2000.*

*Gardner, Gerald. Witchcraft Today: Citadel Press/Kensington Publishing Corp. 1954, 1970.*

*Buckland, Raymond. Buckland's Complete Book of Witchcraft: Llewellyn Publications, 1986.*

*Fitch, Ed. A Grimoire of Shadows: Llewellyn Publications. 1996.*

*Morrison, Dorothy. Utterly Wicked: Curses, Hexes & Other Unsavory Notions: Willow Tree Press, LLC. 2007.*

*Cunningham, Scott. Cunningham's Encyclopedia of Magical Herbs: Llewellyn Publications, 1985.*


*Cech, Richo. Making Plant Medicine: Horizon Herbs, 2000.*

*Riva, Anna Golden Secrets of Mystic Oils, International Imports, 1990, 2002*

*Morrison, Dorothy Bud, Blossom, & Lead: The magickal herb gardener's handbook, Llewellyn Publications, 2001*

Other titles by **Star Blade Publishing** titles and authors listed below with the publisher's and author's permission

The Little Book of Folk Magic and Witchcraft



Christopher Belmont Johnson

Witchcraft Step by Step



Christopher Belmont Johnson

Essay of The Lost Magic



Madam Antoinnet



